

**SECOND AMENDMENT TO AND RESTATEMENT OF THE
TRANSPORTATION SYSTEM SURTAX INTERLOCAL AGREEMENT**

This Second Amendment to and Restatement of the Transportation System Surtax Interlocal Agreement ("Second Amendment") is made and entered by and among Broward County, a political subdivision of the State of Florida (the "County"), the Broward Metropolitan Planning Organization (the "MPO"), and the municipalities that formally approved and are a party to the Transportation System Surtax Interlocal Agreement that was executed by the County on August 29, 2018 (collectively, the "Municipalities," and each a "Municipality"). The County, the MPO, and the Municipalities are each a "Party," and collectively referred to as the "Parties."

RECITALS

A. Pursuant to Section 31½-71, et seq., of the Broward County Code of Ordinances ("Transportation Surtax Ordinance"), a 30-year 1% transportation surtax was levied after approval by referendum of the general electorate at the General Election on November 6, 2018, to be expended for authorized transportation and transit projects in accordance with applicable law including, specifically, Section 212.055(1), Florida Statutes ("Transportation Surtax").

B. The County and the Municipalities recognized the importance of a collaborative and strategic transportation plan for Broward County and the need for a careful analysis of proposed projects to ensure the efficient expenditure of Transportation Surtax proceeds exclusively on eligible projects. Accordingly, the Parties entered the Transportation System Surtax Interlocal Agreement, which provided for, *inter alia*, a cooperative and organized process for the Municipalities to submit projects for evaluation and funding with Transportation Surtax proceeds.

C. On September 12, 2019, the Transportation System Surtax Interlocal Agreement was amended to provide for the MPO's evaluation and ranking of municipal capital projects and the County's evaluation and ranking of municipal rehabilitation and maintenance projects (the "First Amendment"). The Transportation System Surtax Interlocal Agreement, as amended by the First Amendment, will be referred to herein as the "Interlocal Agreement."

D. The Transportation Surtax Ordinance and the Interlocal Agreement provide for the MPO to annually review, rank, and prioritize municipal projects based on the project's ability to alleviate traffic congestion and enhance connectivity. Accordingly, the County and the MPO entered into a separate agreement to establish, *inter alia*, the terms and conditions for the MPO to provide those services.

E. On February 28, 2020, the MPO completed its review and ranking of municipal capital projects for the first funding cycle and provided its recommendations to prioritize funding for 110 municipal capital projects for the County's fiscal year ("FY") 2020. The MPO did not evaluate the remaining 396 municipal capital projects for funding readiness and those projects will be evaluated for Transportation Surtax funding in future funding application cycles. The

County also completed its evaluation, ranking, and approval of municipal rehabilitation and maintenance projects for FY2020.

F. Consistent with the Transportation Surtax Ordinance, all projects to be funded with Transportation Surtax proceeds are considered by the Independent Transportation Surtax Oversight Board for statutory eligibility under Section 212.055(1), Florida Statutes, before the Broward County Commission makes the final decisions regarding project approval and funding. Accordingly, on June 4, 2020, the Oversight Board considered the proposed municipal capital projects ranked by the MPO and the municipal rehabilitation and maintenance projects ranked by the County for FY2020 and identified 97 municipal capital projects and 61 municipal rehabilitation and maintenance projects as statutorily eligible. Of the 110 municipal capital projects ranked by the MPO, 13 projects were withdrawn from consideration by the applicable Municipality, deferred at the request of the applicable Municipality, or were deemed statutorily ineligible.

G. On June 18, 2020, the County Commission approved Transportation Surtax funding for FY2020 (which included funding carried forward from FY2019) of (i) more than \$60 million for the applicable phases of the 97 statutorily-eligible municipal capital projects recommended by the MPO, and (ii) up to \$50 million for municipal rehabilitation and maintenance projects.

H. In July 2020, in connection with the County's annual budget process and the County's FY2021 five-year capital improvement planning, the MPO provided its recommendations to fund additional phases of the 97 approved municipal capital projects (i.e., planning, design, and/or construction).

I. On September 22, 2020, the County Commission approved more than \$43 million in Transportation Surtax funding for community shuttle service and municipal capital projects for FY2021 and approved the FY2021 five-year capital plan.

J. Given the extent of the amendments outlined herein, the Parties believe it would be beneficial to fully restate the Interlocal Agreement, as amended, including to (i) document the completion of the MPO's first cycle of evaluating and ranking municipal capital projects to be funded with Transportation Surtax proceeds, (ii) document the allocation of FY2019, FY2020, and FY2021 Transportation Surtax proceeds for approved municipal capital projects, (iii) set forth the MPO's criteria going forward for evaluating, ranking, and recommending funding for municipal capital projects in future County annual five-year capital improvement plans, (iv) outline the County's general process for evaluation and ranking of municipal rehabilitation and maintenance projects and document completion of that process for FY2020, (v) document the allocation of FY2019 and FY2020 Transportation Surtax proceeds for approved municipal rehabilitation and maintenance projects, and (vi) document an agreed upon process for funding municipal capital projects, including the timing of funding and the process for adjusting County annual five-year capital improvement plans.

Now, therefore, for good and valuable consideration, the receipt and sufficiency of which are hereby acknowledged, the Parties agree to amend and restate the Interlocal Agreement, in its entirety, as follows:

I. **Recitals and Definitions.**

A. **Recitals.** The above-stated Recitals are true and correct and are incorporated herein by this reference.

B. **Definitions.** The following terms as used herein shall have the following meanings:

1. ***CBE*** means a County Business Enterprise, as defined in Section 1-81.1, Broward County Code of Ordinances.

2. ***Community Shuttle Service*** means the capital and operating expenses associated with existing, new, or expanded public transportation services, operated by participating Municipalities within their jurisdictions, that supplement fixed route mass transit service and are available to persons traveling within the Municipality.

3. ***County Commission*** means the Broward County Board of County Commissioners.

4. ***Cycle 1 Ranked Projects*** means the 110 Municipal Capital Projects listed in **Exhibit A** that were ranked and recommended by the MPO for funding in FY2020.

5. ***FDOT*** means the Florida Department of Transportation.

6. ***Fiscal Year*** means the County's fiscal year, which begins on October 1 of the year prior to the year referenced and ends on September 30 of the year referenced. For example, Fiscal Year 2020 began on October 1, 2019, and ended on September 30, 2020. Each specific Fiscal Year reference is abbreviated using "FY" preceding the year such that "FY2020" means Fiscal Year 2020, FY2021 means Fiscal Year 2021, and so forth.

7. ***Five-Year Plan*** means the schedule approved annually by the County Commission in connection with the County's annual five-year capital improvement planning, which provides for the timing of all Transportation Surtax funded capital improvement projects over a rolling period of the next five Fiscal Years, subject to the County Commission's decisions regarding budgeting and appropriation of Transportation Surtax Proceeds for each applicable Fiscal Year. A Fiscal Year reference to a Five-Year Plan means the plan for the five years commencing with the stated year, such that "FY2021 Five-Year Plan" means the Five-Year Plan that begins in Fiscal Year 2021.

8. **FY2020 Approved Projects** means the 97 Municipal Capital Projects that are a subset of the 110 Cycle 1 Ranked Projects listed in **Exhibit A**, and that were determined statutorily eligible for Transportation Surtax Proceeds. FY2020 Approved Projects do not include the 13 Municipal Capital Projects that were withdrawn, deferred, or deemed ineligible, which are listed in **Charts 1 and 2** on **Exhibit A-1**.

9. **MAP Administration** means the County's Mobility Advancement Program Administration staff.

10. **Minimum Annual Guarantee** or **MAG** means the County's funding commitment to utilize at least ten percent (10%) of the Transportation Surtax Proceeds received by the County each Fiscal Year to fund, collectively, Community Shuttle Service, Municipal Capital Projects, Municipal R&M Projects, and Municipal Project Contingency, pursuant to the terms and conditions of this Second Amendment.

11. **MPO ILA** means the Interlocal Agreement for Transportation Surtax Services entered into between the MPO and the County on April 25, 2019, to establish and implement an organized process for MPO Surtax Staff to evaluate and rank Municipal Capital Projects and make annual recommendations for Transportation Surtax funding in connection with the County's normal Fiscal Year budgeting process and five-year capital improvement planning.

12. **MPO Surtax Staff** means the staff or contractors hired by the MPO and funded by Transportation Surtax Proceeds.

13. **Municipal Capital Projects** or **MCPs** means municipal capital improvement projects involving primarily new or expanded roads, sidewalks, bike paths, bridges, and similar transportation elements.

14. **Municipal Projects** means collectively Community Shuttle Service, Municipal Capital Projects (including any Municipal Project Contingency), and Municipal R&M Projects.

15. **Municipal Project Contingency** means Transportation Surtax Proceeds allocated by the County Commission for the purpose of covering Municipal Capital Project costs associated with unforeseen conditions during construction.

16. **Municipal R&M Projects** or **MR&MPs** means municipal projects that involve restoring a facility to safe and functional condition and/or preventative maintenance of a currently-operating facility to preserve the facility from failure or decline. Such projects include primarily the maintenance or rehabilitation of roads, sidewalks, bike paths, bridges, or similar transportation elements. Municipal R&M Projects do not include, without limitation, mowing, tree trimming, pressure cleaning,

painting, irrigation repairs, landscaping repairs and maintenance, and cleaning and maintenance of catch basins, storm drains, and pipes.

17. **New Municipal Capital Projects** or **New MCPs** means all Municipal Capital Projects other than the Cycle 1 Ranked Projects.

18. **Oversight Board** means the Independent Transportation Surtax Oversight Board established in Section 31½-75 of the Broward County Code of Ordinances.

19. **Projected Minimum Annual Guarantee** or **Projected MAG** means the amount of MAG funding forecasted by the County to be available for the then-applicable Fiscal Year budget and/or for each of the applicable Fiscal Years in a Five-Year Plan.

20. **Surtax Funding Agreement** means the interlocal agreement executed by the County and the applicable Municipality, pursuant to Section 212.055(1), Florida Statutes, in the form acceptable to the County, and which provides for the remittance of Transportation Surtax funds to the Municipality for a specific Municipal Project.

21. **Transportation Plan** means the Regional Mobility & Transportation Enhancements Surtax Initiative considered and approved by the County Commission on September 13, 2018. The Transportation Plan included 709 Municipal Projects (506 MCPs and 203 MR&MPs) with an estimated total cost, inclusive of the Municipal Project Contingency and Community Shuttle Service, of \$2.8 billion.

22. **Transportation Surtax** means the 30-year 1% transportation surtax levied pursuant to the Transportation Surtax Ordinance and approved by referendum of the general electorate at the November 6, 2018, General Election, the proceeds of which are to be expended in accordance with applicable law.

23. **Transportation Surtax Ordinance** means Section 31½-71, et seq., of the Broward County Code of Ordinances.

24. **Transportation Surtax Proceeds**, except where the context indicates otherwise, means the net amount of Transportation Surtax funds the County received for the applicable Fiscal Year from the Florida Department of Revenue after deduction of the five percent set-aside amount required by Section 129.01(2)(b), Florida Statutes.

25. **Transportation Surtax Projects** means all projects funded in whole or in part with Transportation Surtax Proceeds (including projects submitted by Municipalities, the County, or Tri-Rail).

II. **Applications for Funding.**

A. **Application Process for New Municipal Capital Projects.** Unless otherwise expressly provided in this Second Amendment, Municipalities seeking Transportation Surtax funding for New Municipal Capital Projects shall submit applications to the MPO consistent with the MPO's prescribed application process. Such applications must include all supporting documents necessary to evaluate the New MCP, including all documents required by the MPO through its application process, any additional documents as may be requested by the MPO, and an independent cost estimate for each phase of the New MCP. The MPO's annual application period for New MCPs shall begin no later than **April 1** of each year. New MCPs shall be evaluated and ranked by the MPO consistent with Section IV below.

MCPs in the Transportation Plan that are numbered 111 through 510 in **Exhibit A** require additional evaluation and analysis by the MPO, are New MCPs as defined in this Second Amendment, and must be evaluated, ranked, and recommended for funding by the MPO pursuant to the process provided in Section IV.B. of this Second Amendment.

Upon written notice to the County and the MPO, Municipalities may withdraw an MCP (i.e., cancel its application for Transportation Surtax funding for the applicable project) at any time prior to executing a Surtax Funding Agreement.

The unincorporated area of the County shall be eligible to receive Transportation Surtax Proceeds for MCPs, and projects submitted by the County on behalf of the unincorporated area shall be included and reviewed by the MPO on the same basis as any other MCP.

B. **Application Process for Municipal R&M Projects.** The County will accept applications for new Municipal R&M Projects periodically as Transportation Surtax Proceeds for MR&MPs become available, as determined by the County. New MR&MPs will be evaluated and ranked by the County consistent with Section IV below.

III. **Eligibility.** To be eligible for funding with Transportation Surtax Proceeds, Municipal Projects must comply with Section 212.055(1), Florida Statutes, as well as the following eligibility criteria as applicable:

A. **Street lighting:** Improvements to lighting systems along a public road that are ancillary to road improvements and illuminate the right-of-way for vehicles, pedestrians, and bicyclists, are eligible projects. Such lighting improvements may be a component of the design for a road improvement project that included phases which were funded earlier with a different funding source. A lighting justification report consistent with Broward County and FDOT policies and the criteria outlined in the then-current version of the Florida Greenbook is required for these improvements to be eligible.

B. Drainage: Improvements to a public road stormwater system that address drainage deficiencies are eligible, provided the drainage improvements only address stormwater runoff from a public roadway. A drainage analysis is required for drainage projects and may include the width of the road right-of-way plus up to ten feet on each side of the right-of-way to calculate the eligible size of the stormwater system. Increases to the stormwater system to accommodate a drainage area greater than the eligible size are not eligible. Improvements to address runoff from private roads and/or developments are not eligible.

C. Sound Walls: Improvements that are consistent with the then-applicable FDOT noise decibel level criteria and the Broward County criteria for noise abatement projects are only eligible if the improvements meet all of the following criteria:

- Any requested sound wall is due to a road project that adds through lanes to an existing road, alters the road alignment significantly, or constructs a new road;
- The traffic noise study indicates the projected exterior noise level approaches or exceeds 67 decibels (dBA) or increases the existing noise level by 15 dBA or more; and
- FDOT compliant modeling shows the proposed wall will reduce the noise level at least five (5) dBA with a typical design goal of ten (10) dBA reduction.

D. Fiber-optic: Fiber-optic improvements supporting only communications for the County's public transportation system are eligible, provided that the proposed improvements have received approval from the maintaining and operating agency(ies). A shared conduit that includes use for any purpose other than the County's public transportation system is not eligible for funding through Transportation Surtax Proceeds.

E. Landscaping: Only landscaping improvements within the public road right-of-way that are ancillary to a road improvement project and meet the applicable design criteria are eligible. Such landscaping improvements may be a component of the design for a road improvement project that included phases which were funded earlier with a different funding source.

F. Parking: Improvements used for park-and-ride or other transit-oriented development parking that serve the public are eligible. Garages directly related to a public transportation project that serve the public are eligible, provided the parking fees do not exceed costs associated with operating and maintaining the facility.

G. Road Improvements: New roads, widening, resurfacing, and repairs of existing roads, pavement markings, signage, guardrails, ADA accommodations, and traffic calming projects are eligible. High-end decorative lighting, decorative road signage, brick pavers, and similar items are not eligible.

IV. Evaluation and Ranking.

A. The MPO's Cycle 1 Evaluation and Ranking of Municipal Capital Projects. The Parties acknowledge and stipulate that, having conducted all reasonable inquiry and performed all reasonable diligence, they are unaware of any facts that would render any of the following statements inaccurate or false:

1. The County's FY2020 and FY2021 funding of FY2020 Approved Projects and Municipal Capital Projects provided for in the County's FY2021 Five-Year Plan are consistent with all of the County's contractual obligations to the Municipalities and the MPO, and such funding was determined after prudent and proper consideration of the MPO's recommendations set forth in **Exhibit A**. The MPO's prioritization and ranking methodology and recommendations to the County were appropriately and validly informed by (a) each MCP's ability to alleviate traffic congestion and improve connectivity; (b) other factors such as shovel-readiness, level of service, incident delay, proximity to transit, population density, employment density, equity, and resiliency, as reflected in **Exhibit B** attached; and (c) the MPO's analysis and points distribution system illustrated in **Exhibit B**.

2. The MPO's evaluation and ranking process completed in February 2020 (a) properly considered all MCPs submitted by the Municipalities to date; (b) ranked the submitted MCPs in order from 1 to 110 in a fair and equitable manner in accordance with each of the Parties' contractual obligations; and (c) was not unfairly affected or tainted in any way, including, without limitation, by any existing or contemplated contractual obligations or entanglements of the MPO as consultant or service provider to one or more of the Municipalities.

3. The combined cost of funding all phases of each of the FY2020 Approved Projects far exceeds the projected aggregate Minimum Annual Guarantee for FY2019, FY2020, and all five Fiscal Years in the FY2021 Five-Year Plan. As a result, phases of FY2020 Approved Projects not scheduled for funding in FY2020 will be funded in one or more of the Fiscal Years in the FY2021 Five-Year Plan or subsequent Five-Year Plans, based on the MPO's FY2020 ranking and funding recommendations and the availability of MAG funds. In addition, statutorily-eligible Cycle 1 Ranked Projects deferred at the request of the Municipality will receive priority for MAG funding as outlined in Section IV.B.1(b) below based on the MPO's FY2020 rankings and funding recommendations. Therefore, it is anticipated that MAG funding for New MCPs may not be available before FY2027.

B. MPO Evaluation and Ranking Process for New Municipal Capital Projects: The MPO will develop, establish, and utilize an evaluation and ranking process (the "New MPO E&R Process") to prioritize the order of funding Municipal Capital Projects within the Minimum Annual Guarantee, which process may not be implemented by the MPO prior to it being approved in writing by the County Administrator. Beginning in 2021, or as soon thereafter as such process has been developed by the MPO and approved by the County Administrator, the New MPO E&R Process shall be the process utilized for evaluation and

ranking of New MCPs, and shall include: (1) a preliminary assessment of the project's eligibility under Section 212.055, Florida Statutes, and Section III of this Second Amendment, which assessments shall be made in consultation with the Transportation Surtax General Counsel and counsel for the applicable Municipality; (2) an annual evaluation of any new applications from Municipalities for MAG funding of MCPs; (3) an evaluation of New MCPs for funding in the then-current fiscal year and the applicable Five-Year Plan, as applicable; (4) an evaluation of the cost estimate provided by the applicable Municipality for each expected phase of the applicable MCP; (5) individualized meetings with each Municipality to evaluate its funding applications, funding needs, funding sources, and project performance; (6) an evaluation and ranking of all MCPs for funding that utilizes the criteria listed in Section IV.B.2 below; and (7) a scoring distribution system for the evaluation and ranking of MCPs substantially the same as or similar to the system illustrated in **Exhibit B**.

1. *MPO's Rankings and Funding Recommendation.* Beginning in 2021, by **June 1** of each year and consistent with the requirements of the New MPO E&R Process provided for herein, the MPO will annually develop and deliver to the MAP Administration: (i) a ranked list of MCPs the MPO recommends for funding in the upcoming Fiscal Year, subject to Section IV.A.3; (ii) recommended schedule for funding applicable phases of annually ranked MCPs; and (iii) recommended funding allocations for ranked MCPs within the MAG for each Fiscal Year of the applicable Five-Year Plan. The funding recommendations referenced in subsections (ii) and (iii) herein must be consistent with regard to the upcoming Fiscal Year with the ranked list of MCPs submitted pursuant to subsection (i) herein.

(a) *Annual MCP Rankings:* Subject to Section 4.B.1(b) below, the MPO shall annually rank all MCPs, including New MCPs, and recommend funding within the MAG for the applicable phase of MCPs based on the criteria in Section IV.B.2. Each MCP (including their subsequent phases) shall be re-evaluated on an annual basis pursuant to the New MPO E&R Process and the criteria stated in Section IV.B.2. The Parties acknowledge and stipulate that the MPO's annual Fiscal Year ranking and funding recommendations for MCPs may vary each Fiscal Year, including based on the other MCPs being evaluated at the time and each MCP's progress and status at the time of each annual evaluation, such that a MCP or subsequent phases of any MCP may be ranked higher or lower in the ranked list in different Fiscal Years.

(b) *Cycle 1 Ranked Project Rankings.* Notwithstanding Section IV.B.1(a), unless expressly provided for otherwise in this Second Amendment, Cycle 1 Ranked Projects shall retain their ranking as assigned by the MPO in FY2020 for all phases of the project, including for subsequent phases. In addition, the MPO's annual ranking and funding recommendations shall prioritize funding for Cycle 1 Ranked Projects, in the order of their original ranking, before New MCPs and lower-ranked Cycle 1 Ranked Projects. As a result, unless the Cycle 1 Ranked MCP is withdrawn or abandoned by the Municipality, subsequently deemed ineligible for Transportation Surtax Proceeds, or

deemed infeasible by the County pursuant to Section V.D., the MPO will assign Cycle 1 Ranked Projects the highest rankings in the annual ranking and funding recommendations, consistent with their originally assigned FY2020 ranking order, until all phases of Cycle 1 Ranked Projects are funded.

(c) *MPO's Funding Recommendations Not to Exceed MAG.* The MPO's annual ranking and funding recommendations shall never exceed the Projected MAG for that Fiscal Year provided in writing to the MPO by the County Administrator. The MPO may provide a supplemental list of additional MCPs it recommends for funding in excess of the MAG only if and to the extent of a written request from the County Administrator. To avoid exceeding the MAG in any Fiscal Year, the MPO may recommend that the County distribute funding allocations for a single phase (e.g., construction) of a large MCP among several Fiscal Years, in which event the MPO shall include such recommended allocations in the proposed Five-Year Plan recommendations. The County, in its sole discretion, may time the funding of that phase of the MCP among multiple Fiscal Years within the MAG.

2. *MPO Evaluation and Ranking Criteria.* The MPO shall annually evaluate, rank, and recommend funding for timely submitted MCPs based exclusively on the criteria stated in subsections (a) and (b) below:

(a) The project's ability to ***alleviate traffic congestion and enhance connectivity*** shall be the MPO's **primary** criteria for evaluating and ranking MCPs for funding and shall be weighted more than the factors in subsection (b) and any other factor in the MPO's scoring distribution and methodology. Factors relevant to the alleviation of congestion and enhancement of connectivity may include, without limitation, the following:

- i. The project's ability to alleviate traffic congestion and enhance connectivity between and among densely populated and highly concentrated employment zones, existing transit services, and multimodal connections;
- ii. The level of service of the connected roadway network;
- iii. Connections to facilities like the proposed project, existing facilities, and existing public-school zones; and
- iv. The project's ability to reduce incident delays such as vehicular, pedestrian, and bicycle accidents.

(b) The following criteria are secondary to the criteria in subsection (a), and shall be weighted less than the factors in subsection (a) and in such order as the MPO deems appropriate:

- i. The project's ability to improve or address an identified resiliency issue on a moderate to highly-vulnerable corridor including, without limitation, considerations of sea level rise and climate change, as set forth in generally accepted studies or reports such as the study titled "Extreme Weather and Climate Change Risk to the Transportation

System in Broward County," or the report titled "2019 Unified Sea Level Rise Projection for Southeast Florida."

- ii. Regional impact including, but not limited to, whether the project is a collaborative effort among municipalities and crosses municipal boundaries;
- iii. The economic impact in socioeconomically underserved areas as further defined by the MAP Administration;
- iv. Demonstrated outreach and public support for the project;
- v. Construction-readiness of the project;
- vi. Whether the proposed project (including any prior phase of the project) was included in the Transportation Plan, the Cycle 1 Ranked Projects, or a prior evaluation and ranking cycle;
- vii. Whether the Municipality has implemented Land Use Policy 2.16.4 by enacting specific regulations including those referenced in Land Use Policy 2.16.4 (applicable only after the Land Use Policy is 2.16.4 is effective);
- viii. Whether the Municipality deems the proposed project its highest-priority MCP; and
- ix. Project timing, cost, and performance (if any) to date, including but not limited to:
 - The proposed project schedule and estimated completion date;
 - The project budget and the estimated total cost of the project (inclusive of all phases);
 - Whether and the extent to which the project leverages state and/or federal funds; and/or
 - Project implementation performance to date (if any) (e.g., how well the project has met its proposed schedule, delivery goals, budget, and CBE goals).

3. *Duration of the MPO Role.* The MPO ILA is currently scheduled to expire on December 31, 2024. If the MPO ILA expires or is terminated, or if the MPO ILA is modified to remove the MPO from the process of evaluation and ranking of MCPs, the County and the Municipalities will negotiate and execute an amendment to this Second Amendment that identifies the individuals or entities to perform the role of evaluating and ranking MCPs at the conclusion of the MPO's service in that role. Notwithstanding Section VII.D below, the MPO's execution of such an amendment will not be required for it to be effective.

C. County Evaluation and Ranking of Municipal R&M Projects.

1. *Cycle 1 Evaluation and Ranking of Municipal R&M Projects.* The Parties acknowledge and stipulate that all Municipal R&M Projects contained in the Transportation Plan for which documentation was properly submitted in FY2020 were

properly and validly reviewed and ranked by the County based upon the factors listed in Section IV.C.2. below, which resulted in the list of 61 ranked MR&MPs. The Parties agree and stipulate that the total cost of the 61 MR&MPs alone exceeded the MAG for FY2019 and FY2020 combined (exclusive of Community Shuttle Service, all MCPs, and any Municipal Project Contingency). The Parties further agree and stipulate that MR&MPs on the ranked list of 61 MR&MPs that were not funded in FY2020 will be funded in future funding cycles, subject to the availability of MAG funds as determined by the County, until all 61 MR&MPs have been funded. The County may begin accepting applications for new MR&MPs after Surtax Funding Agreements have been fully executed for all 61 MR&MPs reviewed and ranked by the County in FY2020.

2. *Evaluation and Ranking Criteria for Municipal R&M Projects.* The County will evaluate and rank MR&MPs based on its assessment of the following criteria:

- (a) The age and condition of the facilities;
- (b) Multimodal components;
- (c) Sustainability components;
- (d) Socio-economic factors (including, without limitation, gas tax revenues distributed, household income, and miles of roadway under municipal jurisdiction);
- (e) Construction-readiness of the project;
- (f) Geographic and equitable distribution of Transportation Surtax Proceeds countywide; and
- (g) Other transportation-related projects occurring or scheduled to occur in the vicinity, including to avoid unnecessary disruption of traffic and inefficient or duplicative work.

The County may re-evaluate and re-rank MR&MPs, in its sole discretion, including MR&MPs previously approved for funding, at any time based on additional information reasonably related to the criteria stated in this Section IV.C.2. and the availability of MAG funding after Community Shuttle Service and Municipal Capital Projects (including any Municipal Project Contingency) are funded in accordance with this Second Amendment.

V. Surtax Proceeds for Municipal Capital Projects.

A. OPPAGA Performance Audit. In 2018, the amount of Transportation Surtax Proceeds estimated during the 30-year levy was approximately \$15.6 billion. Section 212.055, Florida Statutes, which authorizes the levy of the Transportation Surtax, was amended to require, prior to the conducting of the referendum, completion of an independent "performance audit of the program associated with the surtax adoption proposed by the county." The audit was completed and posted on the County's website as required by the statute.

B. The County's Minimum Annual Guarantee and Project Funding.

1. For each Fiscal Year, the annual amount of Transportation Surtax Proceeds allocated to Community Shuttle Service, MCPs, Municipal Project Contingency, and MR&MPs must be no less than the Minimum Annual Guarantee for the applicable Fiscal Year. Each Fiscal Year, the County will utilize the MAG for that Fiscal Year (after fully funding Community Shuttle Service) to fund MCPs, in the order as ranked and recommended by the MPO, except as stated in Section V.D below. If there are unallocated MAG funds after funding MCPs as ranked and recommended by the MPO for that Fiscal Year, the County, in its sole discretion, may roll over the unallocated MAG funds and increase the MAG for the next Fiscal Year by the amount of the rollover, or allocate the funds for MR&MPs.

2. Subject to Section V.B.1 and notwithstanding anything else stated in this Second Amendment, the Parties acknowledge and stipulate that the County has no obligation to fund Municipal Projects (inclusive of Community Shuttle Service, MCPs, MR&MPs, and Municipal Project Contingency) in any Fiscal Year in excess of the MAG. In addition, except for FY2019, FY2020, and FY2021 funding allocations for FY2020 Approved Projects, the Parties acknowledge and stipulate that the County may, without any further condition and in its sole discretion, utilize Transportation Surtax Proceeds in excess of the MAG to fund any Municipal Project, whether or not the project has ever been ranked by the MPO, and regardless of any ranking priority the MPO may have assigned to the project. Further, and except as provided for in Section V.B.1, the Parties agree that: (i) the MPO's ranking and funding recommendations do not apply to MCPs the County elects to fund in excess of the MAG; and (ii) the County has complete discretion to fund any such MCPs in excess of the MAG if, and on such terms and conditions, it chooses.

3. Upon the applicable Municipality's written request, the County in its sole discretion may apply funding for a designated phase of an MCP previously recommended by the MPO (e.g., planning or design) to another phase of the same MCP (e.g., construction) if the following conditions are met: (i) the previously recommended phase of the MCP is completed or other circumstances render funding of that phase futile (e.g., the phase was funded with other resources); and (ii) the substituted phase to be funded has been considered statutorily-eligible by the Oversight Board. The funding amount previously recommended by the MPO for the designated phase is the maximum amount that the County will apply to the substituted phase. Any MAG funding reallocated pursuant to this paragraph shall be counted in terms of calculating whether the County has met its MAG funding obligation.

4. The timing and process of funding any MCP shall be consistent with applicable law, including Section 129.01, Florida Statutes. Transportation Surtax Proceeds shall not be utilized to fund any Municipal Project unless the County, through the Transportation Surtax General Counsel, after consultation with counsel for the Municipality and after considering the recommendation of the Oversight Board, confirms

the project is legally eligible for funding with Transportation Surtax Proceeds. Notwithstanding anything in this Second Amendment to the contrary, Transportation Surtax Proceeds may not be used to fund: (i) a MCP submitted by a municipality not a party to this Second Amendment; or (ii) any project (or element of a project) legally ineligible for Transportation Surtax Proceeds.

C. The County's Annual Budget and Five-Year Plan.

1. *The County's FY2019, FY2020, and FY2021 Approved Budgets.* The Parties agree and stipulate that: (a) funding allocated by the County for Municipal Projects through the effective date of this Second Amendment exceeds the total MAG for FY2019, FY2020, and FY2021 combined and fully satisfies the County's funding obligation for those Fiscal Years; (b) the County's FY2019, FY2020, and FY2021 funding allocations for the FY2020 Approved Projects were for only the stated phase of the respective FY2020 Approved Project; and (c) funding for phases of FY2020 Approved Projects not budgeted for in the FY2021 Five-Year Plan will be funded by the MAG in subsequent Fiscal Years consistent with the MPO's FY2020 rankings and funding recommendations.

2. *Fiscal Year Budgets and Five-Year Plans After FY2021.* For all Fiscal Years after FY2021, in the normal course of the County's annual budget and capital improvement planning process, the County will, through the County Commission, allocate funding for Transportation Surtax Projects for the then-current Fiscal Year and approve a Five-Year Plan for Transportation Surtax Projects. The County will use a team that will include transportation planning, legal, and other professionals to develop Five-Year Plans and Fiscal Year funding recommendations based on the following considerations:

- (a) The MPO's funding recommendations in FY2020 and for subsequent Fiscal Years up to the MAG;
- (b) The County Administrator's annual budget recommendations published by the County in approximately July of each year;
- (c) The Oversight Board's consideration as to statutory eligibility for funding with Transportation Surtax Proceeds pursuant to Section 212.055(1), Florida Statutes;
- (d) Available Transportation Surtax Proceeds;
- (e) Revenue and economic forecasts and analysis;
- (f) Corridor delivery modeling with an aim to achieve responsible and efficient use of Transportation Surtax Proceeds and the mitigation of potential or actual disruption to residents and businesses;
- (g) Requests from Municipalities to reschedule, modify, or combine projects;
- (h) Construction-readiness of each Transportation Surtax Project;
- (i) The ability to leverage state and/or federal funding; and
- (j) Other factors the MAP Administration or the County Commission deems relevant.

3. *The County Commission's Approval and Allocation of Funding for Municipal Projects.* Annually, the MAP Administration will provide to the County Commission for its consideration and approval: (a) a proposed Five-Year Plan which includes at least the Projected MAG funding allocations (after deducting the cost of Community Shuttle Service) for MCPs, by project and Fiscal Year, consistent with the MPO's rankings and MAG funding recommendations for the applicable Fiscal Years; (b) a Fiscal Year budget which includes at least the MAG allocations for Municipal Projects; and (c) its determination as to statutory eligibility of the proposed Transportation Surtax Projects based on the Oversight Board's evaluation. Prior to or simultaneously with its annual presentation to the County Commission, the MAP Administration will notify the Municipalities of the County's proposed Five-Year Plan and the Projected MAG for each Fiscal Year of the Five-Year Plan. The Five-Year Plan will provide for the timing of funding all capital Transportation Surtax Projects and include funding projections over a rolling five-year period. The County has no obligation to fund any MCP in an amount greater than the least of the following: the amount recommended by the MPO, determined statutorily-eligible by the Oversight Board, or the actual cost of the project. As used in this Second Amendment, a Municipal Project (including, as applicable, the designated phase of an MCP) is "funded" when the County Commission approves the allocation of funding for the Municipal Project (or the designated phase of the MCP as applicable) included in the County's then-current Fiscal Year budget. Municipalities will receive funds allocated for MCPs as outlined in Section V.F.

4. *Adjustments to Five-Year Plans.* In the event of a material change in one or more of the factors in Section V.C.2 above, the MAP Administration will (i) make periodic adjustments to the Five-Year Plan consistent with the factors outlined in Section V.D. and, if applicable, present such adjustments to the Oversight Board for its evaluation as to statutory eligibility for funding with Transportation Surtax Proceeds; (ii) present any proposed adjustments to the County Commission for its approval and appropriation of Transportation Surtax Proceeds as the County Commission deems necessary and appropriate; and (iii) in the event Transportation Surtax Proceeds actually received by County exceed the County's projections for that Fiscal Year, the MAP Administration will request additional rankings and recommendations from the MPO to fund additional MCPs and make any necessary proposed adjustments to the MAG funding allocations for that Fiscal Year for the County Commission's approval consistent with subsections (i) and (ii) of this section.

5. *Reimbursements to Municipalities for Eligible Expenditures.* Municipalities may request reimbursement from the County for eligible expenditures under Section 212.055(1), Florida Statutes, and Section of III of this Second Amendment for MCPs included in the then-current Five-Year Plan approved by the County Commission, provided that: 1) the Municipality obtains written approval from the County Administrator of the specific project; 2) the County Commission allocated Transportation Surtax Proceeds for that MCP for the then-current Fiscal Year; and 3) the Municipality

enters into and complies with all terms and conditions of the Surtax Funding Agreement for the applicable project. To the extent permissible under applicable law, the Surtax Funding Agreement may be executed after the expenditures by the Municipality, but must be executed prior to reimbursement, and the provisions of the Surtax Funding Agreement shall govern the eligibility of such expenditures for reimbursement. Funding shall be limited to the funds budgeted and allocated for that project in the then-current Fiscal Year, as approved by the County Commission.

D. The County's Limited Discretion to Fund Municipal Capital Projects Other Than as Ranked by the MPO within the MAG Funding Recommendations. The Parties agree and stipulate that the County may deviate from the MPO's ranking to accelerate or subordinate funding of an MCP within the MAG for the applicable Fiscal Year only when necessary to ensure Transportation Surtax Proceeds are utilized legally, responsibly, efficiently, and with the least disruption to residents and businesses, in the circumstances set forth herein. The County's deviation from the MPO's ranking order in one Fiscal Year shall not modify the order of priority for funding MCPs in any subsequent Fiscal Year. If the County uses its limited discretion as defined in this section in any Fiscal Year, it shall provide written notice to the impacted Municipality(ies) of such deviation and the reason(s) for such deviation and commit to fund any subordinated MCP within a reasonably prompt time frame once the reason(s) for the deviation as stated in the County's written notice are resolved, subject to the availability of funds within the MAG. The circumstances under which the County may exercise its limited discretion pursuant to this section are limited to the following:

1. Demonstrated need, documented in writing, to coordinate the construction timeline of the applicable MCP(s) and the timing of other projects that affect the same or nearby transportation elements to avoid waste;

2. The MCP is scheduled for construction funding for that Fiscal Year but is _____ not construction-ready for any of the following reasons:

- (a) The Municipality does not have 100% complete, signed, sealed, design plans and required construction documents for the project;
- (b) The Municipality has not obtained the written approval necessary to construct the project from the owner(s) of the impacted road(s);
- (c) Right-of-way required to construct the project has not been acquired;
- (d) The construction cost estimate is ten percent (10%) higher than the construction cost estimate proposed by the Municipality in its application for funding (after factoring in reasonable inflation);
- (e) The permits required to construct the project have not been obtained;

- (f) The utility relocation required for the project to begin construction work has not been completed or a utility relocation plan has not yet been approved by all applicable entities;
 - (g) The Municipality's governing body has not adopted a resolution of support confirming its approval for the project to proceed; or
 - (h) The Municipality states in writing that it is unable or unwilling to move forward with the project because of opposition from an affected community or inadequate public support for the project.
3. The applicable Municipality(ies) fails to execute or materially breaches a Surtax Funding Agreement or this Second Amendment; and/or
4. When necessary to comply with the laws, rules, court decisions, orders, and regulations of applicable governmental authorities.

In addition, the County may, in its sole discretion, deem a MCP infeasible if it fails to meet the construction-ready requirements listed in Section V.D.2 above within three Fiscal Years after the first day of the Fiscal Year for which the MCP was first scheduled for construction funding. If a project is deemed infeasible, as provided in this Section V.D., the project will be deemed canceled and withdrawn, will lose its ranking, and its allocated funding would then be available to fund other Municipal Projects. A Municipality may elect to submit a new application to the MPO for any MCP deemed infeasible by the County.

E. The County's Discretion to Convert a Municipal Project to a County Project. The County may elect, at any time prior to executing a Surtax Funding Agreement, with the consent of the applicable Municipality(ies), to convert any MCP in the then-current Five-Year Plan to a County project. The County will provide written notice to the Municipality of its intent to convert the MCP to a County project. For any MCP converted to a County project, the funding for the project will not be counted toward the MAG, and the timing of funding the project in the applicable Five-Year Plan will be determined by the County in its sole discretion without regard to the MPO's ranking and funding recommendations.

F. Surtax Funding Agreements. The Municipalities shall receive Transportation Surtax Proceeds from the County for a funded Municipal Project subject to and upon execution of, a Surtax Funding Agreement between the County and the Municipality for each such Municipal Project. Surtax Funding Agreements for MCPs and MR&MPs shall include at least a 30% CBE commitment for the project, unless such requirement is determined inapplicable by the Director of the County's Office of Economic and Small Business Development or is modified or waived by the County Commission.

G. Community Shuttle Service. Subject to the availability of funds, the MAG will be used first to directly and fully fund the reasonable and necessary operating, maintenance, and capital costs of existing Community Shuttle Service and any improved or new Community Shuttle Service, before funding MCPs, Municipal Project Contingency, and

MR&MPs. Funding of Community Shuttle Service is not subject to evaluation or ranking by the MPO. Unless waived by the County, to be eligible for Transportation Surtax Proceeds, the Community Shuttle Service must meet or exceed the standard of 7.1 passengers per revenue service hour per route or such other standard as the County may impose. The County may, in its sole discretion, decrease or increase this standard based on future population and ridership growth. The County's Transportation Department administers the Community Shuttle Service program and allocated Community Shuttle Service funding is included in the Transportation Department's annual Fiscal Year budget. In the event of interruptions due to hurricane or other natural disasters causing Municipality to fail to meet the 7.1 passengers per revenue service hour requirement, County may suspend the ridership criteria. The Community Shuttle Service ridership requirement is suspended until the end of the current declared local state of emergency due to COVID-19.

VI. Additional Requirements. Each Municipality shall: (a) fully comply and otherwise fully cooperate with the auditing, project review, and oversight requirements stated in Section 31½-71, et seq., Broward County Code of Ordinances, as same may be amended by the County; (b) ensure that all of its expenditures of Transportation Surtax Proceeds will be consistent with applicable law and with any conditions recommended by the Oversight Board when such recommendations are expressly and formally approved by the County Commission; and (c) comply with the reporting requirements stated in the applicable Surtax Funding Agreement, which may include requirements to report project performance data, metrics, measures, and deliverables as may be prescribed by the County.

A. Reporting and Accounting. Each Municipality receiving Transportation Surtax Proceeds shall deposit and maintain all Transportation Surtax Proceeds in a segregated fund or account, which shall be subject to audit by the County and the Oversight Board. Any interest earned by a Municipality on any Transportation Surtax Proceeds shall constitute Transportation Surtax Proceeds and may be utilized by the Municipality only in accordance with the terms of the applicable Surtax Funding Agreement. Upon prior written approval by the Contract Administrator, a Municipality may utilize other methods of separate accounting for the Transportation Surtax Proceeds provided the accounting method permits a full and complete audit of the funds.

B. Permitting. To decrease public inconvenience and to facilitate the expeditious and efficient completion of projects funded with Transportation Surtax Proceeds, for any project funded by Transportation Surtax Proceeds that is performed by the County and is in whole or in part within the geographical boundaries of a Municipality, each Municipality shall waive, unless prohibited by applicable state or federal law, all municipal permitting requirements, except to the extent of any portion of the work performed by the County that will be owned, operated, and maintained by the Municipality. The waiver shall include, without limitation, the requirements of permit application, permit issuance, inspections, and permitting fees. The County shall be responsible for ensuring adequate

plan review, inspections, and compliance with State and County standards for work performed by the County. The County shall waive, unless prohibited by applicable state or federal law, all County permitting fees for Municipal Capital Projects and Municipal R&M Projects.

C. Road Closures. Each Municipality shall institute and comply with a cooperative notification program, in a format prescribed by the County, that ensures the County is promptly notified and promptly provided with data reasonably requested by the County regarding all municipal roads in the Municipality that are closed for any reason, including but not limited to construction of Transportation Surtax Projects, other construction, or flooding.

D. Branding and Marketing. Each Municipality shall participate in reasonable branding and marketing in the form and content prescribed by the County, including, but not limited to, signage prominently acknowledging that the applicable projects are funded with Transportation Surtax Proceeds, utilizing County-approved wording, logos, or other imagery, which branding and marketing will acknowledge the project contributions of the County and the applicable Municipality(ies). The County will work cooperatively with the Municipality(ies) regarding the location of branding and marketing. The costs for all branding and marketing requested by the County pursuant to this section shall be included in the Transportation Surtax Proceeds allocated for the applicable Municipal Project.

E. Data Collection and Sharing. To the extent requested by the County, each Municipality shall ensure that each of its projects funded in whole or in part with Transportation Surtax Proceeds includes incorporation and placement of sensors or other devices on municipal roads, rights-of-way, properties, and assets for County-approved applications for mobility-related data collection purposes, provided such placement shall not unreasonably interfere with the aesthetics or the Municipality's use of such roads, rights-of-way, properties, or assets. The County shall fund the costs for any such incorporation and placement requested by the County. To the extent that the Municipality controls data collection, each Municipality shall ensure the collection of data includes and is consistent with the scope, type, frequency, quantity, and format requested by the County in order to facilitate countywide collection and utilization of transportation data. For the useful life of the applicable project, to the extent requested by the County, each Municipality shall provide the County any and all access to such data as may be requested by the County, including recurring or real-time access or periodic download.

VII. General Provisions.

A. Term of Agreement. This Second Amendment shall remain in full force and effect until all Transportation Surtax Proceeds allocated by the County to Municipal Projects

have been fully expended by all the Municipalities and thereafter until 90 days after the Oversight Board has completed its review of each applicable Party's final audit.

B. No Impact to Future Levies. Nothing in this Second Amendment shall impact in any way, whatsoever, any future ballot question seeking to impose, extend, or increase any levy of any surtax, or impact in any way any distribution from any such new, extended, or increased levy.

C. Funding Limited to Transportation Surtax Proceeds. The County's funding obligations under this Second Amendment shall be met solely through the use of Transportation Surtax Proceeds, and all funding provided by the County under this Second Amendment shall be consistent with applicable law including Section 129.01, Florida Statutes.

D. Amendment. This Second Amendment may be amended by a written document formally approved by the County and by such Municipalities that both (i) constitute a majority of the Municipalities that are a party to this Second Amendment, and (ii) cumulatively represent more than 50% of the County's total population. The MPO's written approval of any amendment shall only be required if the amendment purports to modify any express obligation of the MPO hereunder. Any amendment approved in accordance with this section shall be binding on all Parties hereto.

E. Governing Law, Venue, and Waiver of Jury Trial. This Second Amendment shall be interpreted and construed in accordance with, and governed by, the laws of the State of Florida. The Parties agree that the exclusive venue for any lawsuit arising from, related to, on in connection with this Second Amendment shall be in the state courts of the Seventeenth Judicial Circuit in and for Broward County, Florida. **BY ENTERING INTO THIS SECOND AMENDMENT, EACH PARTY HERETO HEREBY EXPRESSLY WAIVES ANY AND ALL RIGHTS THAT PARTY MAY HAVE TO A TRIAL BY JURY OF ANY CAUSE OF ACTION OR CLAIM ARISING FROM, RELATED TO, OR IN CONNECTION WITH THIS SECOND AMENDMENT.**

F. Counterparts. This Second Amendment may be executed in counterparts, each of which shall be deemed an original, but all of which, taken together, shall constitute one and the same agreement.

G. Further Actions. If an audit conducted in connection herewith or in connection with Chapter 31½, Broward County Code of Ordinances, documents any misspent funds or other violation of this Second Amendment, the Party in violation shall promptly take all reasonable and required actions to correct the violation. This provision shall survive the expiration or earlier termination of this Second Amendment.

H. Notices. In order for a notice to a Party to be effective under this Second Amendment, notice must be sent via U.S. first-class mail, hand delivery, or commercial overnight delivery, each with contemporaneous copy via email, to the addresses listed

below and shall be effective upon mailing or hand delivery (provided the contemporaneous email is also sent). The addresses for notices shall remain as set forth in this section unless and until changed by providing notice of such change in accordance with the provisions of this section.

As to the County: Broward County Administrator
115 S. Andrews Avenue, Room 409
Fort Lauderdale, FL 33301
Current email: bhenry@broward.org

With a copy to: Broward County Attorney
115 S. Andrews Avenue, Room 423
Fort Lauderdale, FL 33301
Current email: ameyers@broward.org

As to Municipality: Manager/Administrator
Name, address, and current email provided on signature page

With a copy to: Municipal Attorney
Name, address, and current email provided on signature page

MPO: MPO Executive Director
100 W. Cypress Creek Road, Suite 650
Fort Lauderdale, FL 33309
Current email: stuartg@browardmpo.org

With a copy to: MPO General Counsel
Weiss Serota Helfman Cole & Bierman
200 E. Broward Blvd., Suite 1900
Fort Lauderdale, FL 33301
Current email: agabriel@wsh-law.com

A Party's notice address may be changed at any time by that Party, provided that Party provides notice of such change consistent with the requirements of this section.

I. Entire Agreement. This Second Amendment constitutes the final and complete understanding of the Parties regarding the subject matter of the items addressed herein, and supersedes all prior versions of the Interlocal Agreement, the First Amendment, and all prior and contemporaneous negotiations and discussions regarding that subject matter. There is no commitment, agreement, or understanding concerning the subject matter of this Second Amendment that is not expressly contained in this Second Amendment. To the extent of any conflict between or among this Second Amendment, the Interlocal Agreement, and the First Amendment (and, with regard to any obligation of the MPO or County under the MPO ILA, to the extent of any conflict between or among

this Second Amendment, the Interlocal Agreement, the First Amendment, and/or the MPO ILA), the provisions of this Second Amendment shall prevail.

J. Headings. The section and subsection headings in this Second Amendment are inserted for convenience only and shall not affect in any way the meaning or interpretation of this Second Amendment.

K. Joint Preparation. The preparation of this Second Amendment has been a joint effort of the Parties hereto, and the resulting document shall not, solely as a matter of judicial construction, be construed more severely against any Party.

L. Severability. If any portion of this Second Amendment is found by a court of competent jurisdiction to be invalid, the remaining provisions shall continue to be effective and the Parties agree to negotiate in good faith to modify the invalidated portion of this Second Amendment in a manner designed to effectuate the original intent of the Parties.

M. Advice of Counsel. Each Party acknowledges and agrees that it has had the opportunity to consult with and be represented by counsel of its choice in connection with the negotiation and preparation of this Second Amendment.

N. Individual Liability. Except as provided in Section VII.D., each Party agrees and commits to fully comply with the obligations of this Second Amendment for that Party, with each Party only being responsible for its own compliance; a default by any one Party of any obligation under this Second Amendment shall not constitute a default by any other Party.

O. Waiver and Release. Each Party agrees and stipulates that as of the Effective Date (as defined below) of this Second Amendment, each Party is in full compliance with all terms and conditions of this Second Amendment. To the extent any Party may have a claim for a breach or default of any provision of the Interlocal Agreement, the First Amendment, or this Second Amendment that accrued prior to the Effective Date, each Party fully waives and releases their individual claims.


P. Effective Date. The effective date of this Second Amendment shall be the date of complete execution by the County, the MPO, and by such Municipalities that both (i) constitute a majority of the Municipalities that are a party to this Second Amendment, and (ii) cumulatively represent more than 50% of the County's total population (the "Effective Date").

[The remainder of this page is intentionally blank]


IN WITNESS WHEREOF, the Parties hereto have made and executed this Second Amendment to and Restatement of the Transportation Surtax Interlocal Agreement on the respective dates under each signature: BROWARD COUNTY, through its Board of County Commissioners, signing by and through its County Administrator, authorized to execute same by Board action on the 10th day of September, 2020 (Agenda Item 61); the MPO, signing by and through its authorized officer or official, duly authorized to execute same by official action taken on the date identified on its signature page; and each Municipality signing by and through its authorized officer or official, duly authorized to execute same by official action taken on the date identified on its signature page.

COUNTY

WITNESSES:


Signature
MARIANNE DARBY

Print Name of Witness above


Signature
TAMARA BRANNON

Print Name of Witness above




AJW/DRP

Second Amendment to and Restatement Transportation Surtax ILA.doc

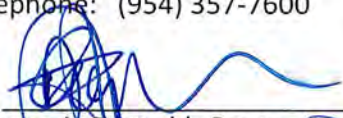
01/08/2021

#20-114.00

BROWARD COUNTY, by and through
its County Administrator


By: 
Bertha Henry, County Administrator
19 day of March, 2021

Approved as to form by
Andrew J. Meyers
Broward County Attorney
Governmental Center, Suite 423
115 South Andrews Avenue
Fort Lauderdale, Florida 33301
Telephone: (954) 357-7600

By:  3/18/21
Devona A. Reynolds Perez (Date)
Assistant County Attorney

By:  3/18/21
Angela J. Wallace (Date)
Transportation Surtax General Counsel

**SECOND AMENDMENT TO AND RESTATEMENT OF THE
TRANSPORTATION SYSTEM SURTAX INTERLOCAL AGREEMENT**


By: _____
Gregory Stuart, Executive Director


MPO


By: _____
Frank Ortiz, Chair

This 25th day of February 2020.

This 25th day of February 2020.

APPROVED AS TO FORM AND LEGAL
SUFFICIENCY FOR THE USE OF AND
RELIANCE BY THE MPO ONLY:


By: _____
Alan L. Gabriel, MPO General Counsel
Weiss Serota Helfman Cole & Biermann, P.L.

**SECOND AMENDMENT TO AND RESTATEMENT OF THE
TRANSPORTATION SYSTEM SURTAX INTERLOCAL AGREEMENT**

CITY/TOWN/VILLAGE OF COCONUT CREEK through its governing body, signing by and through its Mayor or Vice-Mayor, authorized to execute the same by Board action on the 28th day of January, 2021.

MUNICIPALITY

WITNESS:

Marianne Bowers
Signature of Witness

Marianne Bowers
Print or Type Name of Witness

Darnette Grant
Signature of Witness

Darnette Grant
Print or Type Name of Witness

By: [Signature]
Louis Sarbone, Mayor

28 day of January, 2021

By: [Signature]
Karen M. Brooks, City Manager

28 day of January, 2021

ATTEST:

[Signature]
Leslie Wallace May, City Clerk

Approved as to legal form by:

[Signature]
Terrill C. Pyburn, City Attorney

Notices:

City of Coconut Creek
City Manager
4800 W. Copans Road
Coconut Creek, FL 33063
CityManager@coconutcreek.net

With a copy to:

City of Coconut Creek
City Attorney
4800 W. Copans Road
Coconut Creek, FL 33063
CityAttorney@coconutcreek.net

**SECOND AMENDMENT TO AND RESTATEMENT OF THE
TRANSPORTATION SYSTEM SURTAX INTERLOCAL AGREEMENT**

CITY/TOWN/VILLAGE OF Cooper City through its governing body, signing by and through its Mayor or Vice-Mayor, authorized to execute the same by Board action on the 26th day of January, 2020.

MUNICIPALITY

WITNESS:

[Signature]
Signature of Witness

Denna Montoya
Print or Type Name of Witness

[Signature]
Signature of Witness

Ruth Freeston
Print or Type Name of Witness

By: [Signature]
, Mayor

26 day of January, 2020

By: [Signature]
, Municipal Manager

26 day of January, 2020

ATTEST:

[Signature]
Municipal Clerk

Approved as to legal form by:

[Signature]
Municipal Attorney

Notices:

Joseph Napoli, City Manager
City of Cooper City
9090 SW 50 Place
Cooper City, FL 33328
jnapoli@coopercityfl.org

With a copy to:

Jacob G. Horowitz, City Attorney
Goren Cherof Doody & Ezrol, P.A.
3099 East Commercial Boulevard, Suite 200
Fort Lauderdale, Florida 33308
JHorowitz@gorencherof.com

**SECOND AMENDMENT TO AND RESTATEMENT OF THE
TRANSPORTATION SYSTEM SURTAX INTERLOCAL AGREEMENT**


CITY/TOWN/VILLAGE OF Coral Springs through its governing body, signing by and through
its Mayor or Vice-Mayor, authorized to execute the same by Board action on the
3 day of February, 2020.

MUNICIPALITY

WITNESS:


Signature of Witness

Alexandra Frederick
Print or Type Name of Witness


Signature of Witness

Amy Gastineau
Print or Type Name of Witness

By: 
, Mayor

4 day of February, 2020

By: 
, Municipal Manager

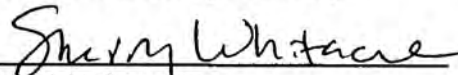
4 day of February, 2020

ATTEST:

Municipal Clerk

Notices: Frank Babinec, City Manager
9500 West Sample Road
Coral Springs, FL 33065
fbabinec@coralsprings.org

Approved as to legal form by:


Municipal Attorney

With a copy to: John Hearn, City Attorney
9500 West Sample Road
Coral Springs, FL 33065
jhearn@coralsprings.org

**SECOND AMENDMENT TO AND RESTATEMENT OF THE
TRANSPORTATION SYSTEM SURTAX INTERLOCAL AGREEMENT**

CITY/TOWN/VILLAGE OF Dania Beach through its governing body, signing by and through its Mayor or Vice-Mayor, authorized to execute the same by Board action on the 26 day of January, 2020.

MUNICIPALITY

WITNESS:

Erika Clayton
Signature of Witness

Erika Clayton
Print or Type Name of Witness

Angel Linkins
Signature of Witness

Angel Linkins
Print or Type Name of Witness

By: Tamara James
Tamara James, Mayor

26 day of January, 2020

By: Ana M. Garcia
Ana M. Garcia, Municipal Manager

26 day of January, 2020

ATTEST:

Thomas Schneider
Municipal Clerk Thomas Schneider

Approved as to legal form by:

Thomas J. Ansbro
Municipal Attorney Thomas J. Ansbro

Notices:

Ana M. Garcia, ICMA-CM, City Manager
100 W Dania Beach Boulevard
Dania Beach, FL 33004
agarcia@daniabeachfl.gov
With a copy to:

Thomas J. Ansbro, City Attorney
100 W Dania Beach Boulevard
Dania Beach, FL 33004
tansbro@daniabeachfl.gov



**SECOND AMENDMENT TO AND RESTATEMENT OF THE
TRANSPORTATION SYSTEM SURTAX INTERLOCAL AGREEMENT**

CITY/TOWN/VILLAGE OF Davie through its governing body, signing by and through its Mayor or Vice-Mayor, authorized to execute the same by Board action on the 20 day of January, 2020.

MUNICIPALITY

WITNESS:

Gillian Brewster
Signature of Witness

Gillian Brewster
Print or Type Name of Witness

Kimberly Cox
Signature of Witness

Kimberly Cox
Print or Type Name of Witness

By: Judy Paul

20 day of January, 2020

By: Richard J. Lemack
, Municipal Manager

20 day of January, 2020
By: Richard J. Lemack

ATTEST:

[Signature]
Municipal Clerk

Notices:

Assistant Town Administrator
6591 Orange Drive
Davie, FL 33314

Approved as to legal form by:

Alla Weith
Municipal Attorney

With a copy to:

Town Administrator
6591 Orange Drive
Davie, FL 33314

**SECOND AMENDMENT TO AND RESTATEMENT OF THE
TRANSPORTATION SYSTEM SURTAX INTERLOCAL AGREEMENT**

CITY/TOWN/VILLAGE OF Deerfield Beach through its governing body, signing by and through
its Mayor or Vice-Mayor, authorized to execute the same by Board action on the
2nd day of February, 2021

CITY OF DEERFIELD BEACH


WITNESS:



Signature of Witness

Tracy Britten

Print or Type Name of Witness



Signature of Witness

Jocelyn McKeen

Print or Type Name of Witness

By: 

Bill Ganz, Mayor

2nd

day of February, 2021

By: 

David Santucci, City Manager

5th


day of February, 2021

ATTEST:



Samantha Gillyard, City Clerk

Approved as to legal form by:



Anthony Soroka, City Attorney

Notices:

David Santucci
City Manager
150 NE 2nd Avenue
Deerfield Beach, FL 33441
web.citymgr@deerfield-beach.com

With a copy to:

Anthony Soroka
City Attorney
1200 N Federal Hwy Ste 312
Boca Raton, FL 33432
ASoroka@wsh-law.com

**SECOND AMENDMENT TO AND RESTATEMENT OF THE
TRANSPORTATION SYSTEM SURTAX INTERLOCAL AGREEMENT**


CITY/TOWN/VILLAGE OF _____ through its governing body, signing by
and through its Mayor or Vice-Mayor, authorized to execute the same by Board action on the
_____ day of _____, 2021.

MUNICIPALITY

WITNESS:


Signature of Witness

Scott Wyman
Print or Type Name of Witness


Signature of Witness

Aimee Hawn
Print or Type Name of Witness

ATTEST:




Jeffrey A. Modarelli, City Clerk


Approved as to legal form by:



Shari C. Wallen
Assistant City Attorney

By: 
Dean J. Trantalis, Mayor

15 day of February, 2021

By: 
Christopher J. Lagerbloom, ICMA-CM
City Manager

12 day of February, 2021

Notices:

Ben Rogers
Transportation and Mobility Director
290 NE 3rd Avenue Fort Lauderdale, FL 33301
brogers@fortlauderdale.gov

With a copy to:

Shari Wallen
Assistant City Attorney
100 N Andrews Avenue
Fort Lauderdale, Florida 33301
SWallen@fortlauderdale.gov

**SECOND AMENDMENT TO AND RESTATEMENT OF THE
TRANSPORTATION SYSTEM SURTAX INTERLOCAL AGREEMENT**

CITY/TOWN/VILLAGE OF Hallandale Beach through its governing body, signing by and through its Mayor or Vice-Mayor, authorized to execute the same by Board action on the _____ day of _____, 2020.

MUNICIPALITY

WITNESS:

Signature of Witness

By: _____
_____, Mayor

Print or Type Name of Witness

_____ day of _____, 2020

Signature of Witness

By: _____
_____, Municipal Manager

Print or Type Name of Witness

_____ day of _____, 2020

ATTEST:

Notices:

Municipal Clerk

Approved as to legal form by:

With a copy to:

Municipal Attorney

SECOND AMENDMENT TO AND RESTATEMENT OF THE
TRANSPORTATION SYSTEM SURTAX INTERLOCAL AGREEMENT

CITY/TOWN/VILLAGE OF Hillsboro Beach through its governing body, signing by and through
its Mayor or Vice-Mayor, authorized to execute the same by Board action on the
2nd day of February, 2021.
MUNICIPALITY

WITNESS:

M El-Sayed
Signature of Witness

Mariana El-Sayed
Print or Type Name of Witness

[Signature]
Signature of Witness

DANIELA T. JOSEPH
Print or Type Name of Witness

By: Deborah L. Tanat
, Mayor

2nd day of FEBRUARY, 2021

By: Winn M. [Signature]
, Municipal Manager

2nd day of Feb, 2021

ATTEST:

Sherry W. [Signature]
Municipal Clerk

Notices:

Town of Hillsboro Beach
William Serda, Town Manager
1210 Hillsboro Mile
Hillsboro Beach, FL 33062
mserda@townofhillsborobeach.com

Approved as to legal form by:

Donald J. Doody
Municipal Attorney

With a copy to:

Goren, Cherof, Doody & Ezrol P.A.
Donald J Doody, Town Attorney
3099 East Commercial Blvd. Suite 200
Fort Lauderdale, FL 33308
DDoody@gorencherof.com




**SECOND AMENDMENT TO AND RESTATEMENT OF THE
TRANSPORTATION SYSTEM SURTAX INTERLOCAL AGREEMENT**

CITY OF HOLLYWOOD through its governing body, signing by and through its Mayor, authorized to execute the same by Board action on the 16 day of MARCH, 2021.

MUNICIPALITY

WITNESS:


Signature of Witness

Steffinie Budhu
Print or Type Name of Witness

By: 

Josh Levy, Mayor

16 day of March, 2021


Signature of Witness


Azita Behmardi
Print or Type Name of Witness

By: 

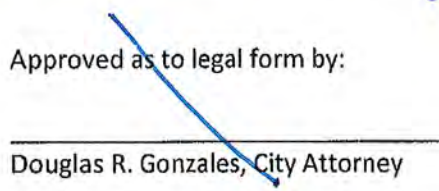
Dr. Wazir Ishmael, City Manager

16 day of March, 2021


ATTEST:


Patricia A. Cerny, MMC, City Clerk

Approved as to legal form by:


Douglas R. Gonzales, City Attorney

APPROVED AS TO FORM AND LEGAL
SUFFICIENCY FOR THE USE AND RELIANCE
OF THE CITY OF HOLLYWOOD, FLORIDA, ONLY.

By: 
CITY ATTORNEY

Notices:

City Manager
2600 Hollywood Blvd. 419
Hollywood, FL 33020

With a copy to:

City Attorney
2600 Hollywood Blvd.
Rm 407
Hollywood, FL 33020

Second Amendment to and Restatement of the Transportation System Surtax ILA

**SECOND AMENDMENT TO AND RESTATEMENT OF THE
TRANSPORTATION SYSTEM SURTAX INTERLOCAL AGREEMENT**

TOWN OF Lauderdale-By-The-Sea through its governing body, signing by and through its Mayor or Vice-Mayor, authorized to execute the same by Board action on the 9th day of February, 2021.

MUNICIPALITY

WITNESS:

DocuSigned by:
Lisa Slagle
083B00CF5854440
Signature of Witness

Lisa Slagle
Print or Type Name of Witness

DocuSigned by:
Neysa Herrera
81EBD7C3FF384E5
Signature of Witness

Neysa Herrera
Print or Type Name of Witness

DocuSigned by:
Chris Vincent
By: Chris Vincent, Mayor
3/3/2021
____ day of _____, 2021

DocuSigned by:
Linda Connors
By: Linda Connors
077246ADA9624EF...
Linda Connors, Interim Town Mgr
3/4/2021
____ day of _____, 2021

ATTEST:

DocuSigned by:
Tedra Allen, CM
E79938A3E45D42F
Town Clerk

Notices:
Town of Lauderdale-By-The-Sea
Attention: Town Manager
4501 N. Ocean Drive
Lauderdale-By-The-Sea, Florida 33308

Approved as to legal form by:

DocuSigned by:
Joan A. Stewart
7684G1275CC6425...
Town Attorney

With a copy to:
Town of Lauderdale-By-The-Sea
Attention: Town Attorney
4501 N. Ocean Drive
Lauderdale-By-The-Sea, Florida 33308

SECOND AMENDMENT TO AND RESTATEMENT OF THE
TRANSPORTATION SYSTEM SURTAX INTERLOCAL AGREEMENT

CITY/TOWN/VILLAGE OF Lauderdale Lakes through its governing body, signing by and through
its Mayor or Vice-Mayor, authorized to execute the same by Board action on the
9th day of February, 202021

MUNICIPALITY

WITNESS:

[Signature]

Signature of Witness

Parviti Benasne-Watson

Print or Type Name of Witness

[Signature]

Signature of Witness

VERONICA Gongora

Print or Type Name of Witness

By: [Signature]
_____, Mayor

9th day of February, 202021

By: [Signature]
_____, Municipal Manager

9th day of February, 202021

ATTEST:

[Signature]

Municipal Clerk

Notices:

Manager/Administrator Name: Phil Alleyne
Title: City Manger
Address: 4300 NW 36 St.
Lauderdale Lakes, FL 33319
Current e-mail: Phila@lauderdalelakes.org

Approved as to legal form by:

[Signature]

Municipal Attorney

With a copy to:

Municipal Attorney Name: Sidney Calloway
Title: City Attorney
Address: 200 East Broward Blvd, Ste. 2100,
Fort Lauderdale, FL 33301
Current e-mail: Scalloway@shutts.com

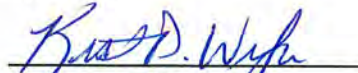


**SECOND AMENDMENT TO AND RESTATEMENT OF THE
TRANSPORTATION SYSTEM SURTAX INTERLOCAL AGREEMENT**

CITY OF LAUDERHILL through its governing body, signing by and through its Mayor ,
KEN THURSTON, authorized to execute the same by Board action on the
25th day of January, 2021.

MUNICIPALITY- CITY OF LAUDERHILL

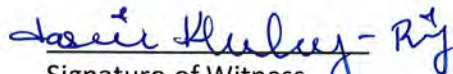
WITNESS:


Signature of Witness


Kristian Willingham
Print or Type Name of Witness

By: 
Ken Thurston, Mayor

4 day of February, 2021


Signature of Witness

Jasmin Khavandegaran-Ruiz
Print or Type Name of Witness

By: 
Desorae Giles-Smith, City Manager

4 day of February, 2021

ATTEST:


Andrea M. Anderson, City Clerk

Notices: Desorae Giles-Smith
City Manager
5581 West Oakland Park Blvd.
Lauderhill, FL 33313

Approved as to legal form by:


W. Earl Hall, City Attorney

With a copy to:

W. Earl Hall, Esq.
Hall & Rosenberg, P.L.
8850 West Oakland Park Blvd. #101
Sunrise, FL 33351

**SECOND AMENDMENT TO AND RESTATEMENT OF THE
TRANSPORTATION SYSTEM SURTAX INTERLOCAL AGREEMENT**

CITY OF Lighthouse Point through its governing body, signing by and through its Mayor, authorized to execute the same by Board action on the 9th day of February, 2021.

CITY OF LIGHTHOUSEPOINT

WITNESS:

[Signature]

Signature of Witness

Anna Russo

Print or Type Name of Witness

[Signature]

Signature of Witness

Nicole Davisson

Print or Type Name of Witness

By: [Signature]

Glenn Troast, Mayor

9th day of February, 2021

By: [Signature]

John D. Lavisky, City Administrator

9th day of February, 2021

Notices:

John D. Lavisky, City Administrator
City of Lighthouse Point
2200 NE 38 Street
Lighthouse Point, FL 33064

With a copy to:

Michael D. Cirullo, City Attorney
3099 East Commercial Blvd., Suite 200
Fort Lauderdale, FL 33308
954-771-4500

ATTEST:

[Signature]

Municipal Clerk

Approved as to legal form by:

[Signature]

Municipal Attorney



**SECOND AMENDMENT TO AND RESTATEMENT OF THE
TRANSPORTATION SYSTEM SURTAX INTERLOCAL AGREEMENT**

CITY/TOWN/VILLAGE OF Margate through its governing body, signing by and through
its Mayor or Vice-Mayor, authorized to execute the same by Board action on the
20 day of January, 2020. 21
MUNICIPALITY

WITNESS:

Sheresa L. Jones
Signature of Witness

Theresa Jones
Print or Type Name of Witness

Nancy L. Popick
Signature of Witness

Nancy L. Popick
Print or Type Name of Witness

By: Arlene R. Schwartz
Arlene R. Schwartz, Mayor
20th day of January, 2020

By: Cale Curtis
Cale Curtis Municipal Manager
21st day of January, 2020

ATTEST:

Joseph T. Kavanagh
Municipal Clerk

Notices:

Cale Curtis
City Manager
5790 Margate Blvd. Margate, FL. 33063
ccurtis@margatefl.com

Approved as to legal form by:

Janette M. Smith
Municipal Attorney

With a copy to:


Janette M. Smith, Esq.
City Attorney
5790 Margate Blvd. Margate, FL. 33063
jsmith@margatefl.com

**SECOND AMENDMENT TO AND RESTATEMENT OF THE
TRANSPORTATION SYSTEM SURTAX INTERLOCAL AGREEMENT**

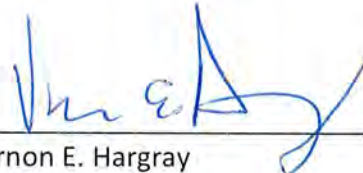
CITY OF MIRAMAR through its City Commission, signing by and through its City Manager, authorized to execute the same by City Commission action at its properly noticed meeting on the 3 day of March, 2021.

CITY OF MIRAMAR, FLORIDA

ATTEST:

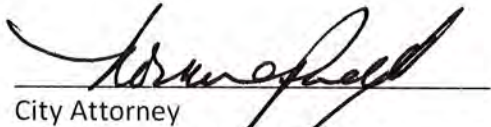


Denise A. Gibbs
City Clerk

By: 
S.E. Vernon E. Hargray
City Manager

Dated: 3/10/21

Approved as to legal form and
Sufficiency for the use of and reliance
By the City of Miramar Only:



City Attorney
Austin Pamies Norris Weeks Powell, PLLC

Notice Recipient: Vernon E. Hargray
City Manager
City of Miramar
2300 Civic Center Place
Miramar, Florida 33025
Telephone: (954) 602-3115
Vehargray@miramarfl.gov

With a copy to: Burnadette Norris-Weeks, Esq.
City Attorney
Austin Pamies Norris Weeks Powell, PLLC
401 North Avenue of the Arts (NW 7th Avenue)
Ft. Lauderdale, FL 33311
Telephone: (954) 768-9770
Bnorris@apnwplaw.com

This day of 2020. This day of 2020.

APPROVED AS TO FORM AND LEGAL
SUFFICIENCY FOR THE USE OF AND
RELIANCE BY THE MPO ONLY:

By: _____
Alan L. Gabriel, MPO General Counsel
Weiss Serota Helfman Cole & Biermann, P.L.

**SECOND AMENDMENT TO AND RESTATEMENT OF THE
TRANSPORTATION SYSTEM SURTAX INTERLOCAL AGREEMENT**

CITY/TOWN/VILLAGE OF _____ through its governing body, signing by and through
its Mayor or Vice-Mayor, authorized to execute the same by Board action on the
_____ 9 day of February, ~~2020~~ 2021

MUNICIPALITY

WITNESS:

Tania Cordova
Signature of Witness

TANIA CORDOVA
Print or Type Name of Witness

Mitch Williams
Signature of Witness

Mitch Williams
Print or Type Name of Witness

By: Sam May
Mayor

9 day of February, ~~2020~~ 2021

By: Abhatty
, Municipal Manager

9 day of February, ~~2020~~ 2021

ATTEST:
[Signature]
Municipal Clerk



Notices:

City of North Lauderdale Public Works Director
Sam May
701 SW 71st Avenue
North Lauderdale, FL, 33068
Email address: smay@nlauderdale.org

City of North Lauderdale Ambreen Bhatti
City Manager 701 SW 71st Ave
North Lauderdale, Florida 33068
Email address: abhatty@nlauderdale.org

Approved as to legal form by:

Samuel S. Goren 2/16/2021
Municipal Attorney

With a copy to:

Samuel S. Goren, Esquire, City Attorney
Goren, Cherof, Doody & Ezrol, P.A.
3099 E. Commercial Blvd. #200
Fort Lauderdale, FL 33308

Second Amendment to and Restatement of the Transportation System Surtax ILA

**SECOND AMENDMENT TO AND RESTATEMENT OF THE
TRANSPORTATION SYSTEM SURTAX INTERLOCAL AGREEMENT**

CITY/TOWN/VILLAGE OF Oakland Park through its governing body, signing by and through its Mayor or Vice-Mayor, authorized to execute the same by Board action on the 20 day of January, 2020.

MUNICIPALITY

WITNESS:

Michelle V. Fletcher
Signature of Witness

Michelle V. Fletcher
Print or Type Name of Witness

Robin Garbo
Signature of Witness

Robin Garbo
Print or Type Name of Witness

By: [Signature]
Mayor

3 day of February, 2020

By: [Signature]
Municipal Manager

3 day of February, 2020

ATTEST

[Signature]
Municipal Clerk

R-2021-013

Approved as to legal form by:

[Signature]
Municipal Attorney

Notices:

City of Oakland Park, Florida
David Hebert, City Manager
3650 NE 12th Avenue
Oakland Park, FL 33334
davidh@oaklandparkfl.gov

With a copy to:

Donald J. Doody, City Attorney
Goren, Cherof, Doody & Ezrol, P.A.
3099 East Commercial Boulevard, Suite 200
Fort Lauderdale, Florida 33308
Telephone: (954) 771-4500
DDoody@gorencherof.com

**SECOND AMENDMENT TO AND RESTATEMENT OF THE
TRANSPORTATION SYSTEM SURTAX INTERLOCAL AGREEMENT**

CITY/TOWN/VILLAGE OF Parkland through its governing body, signing by and through its Mayor or Vice-Mayor, authorized to execute the same by Board action on the 3rd day of February, 2020.

MUNICIPALITY

WITNESS:

Lisa Melton

Signature of Witness

LISA MELTONE

Print or Type Name of Witness

Stephanie Frohman

Signature of Witness

Stephanie Frohman

Print or Type Name of Witness

By: [Signature]

, Mayor

3rd day of February, 2020

By: [Signature]

, Municipal Manager

5th day of February, 2020

ATTEST:

[Signature]

Municipal Clerk

Notices:

City Manager Nancy Morando
6600 University Drive
Parkland, FL 33067
nmorando@cityofparkland.org

Approved as to legal form by:

[Signature]

Municipal Attorney

With a copy to:


City Attorney Anthony Soroka
Weiss Serota Helfman Cole + Bierman
1200 N. Federal Highway, Suite 312
Boca Raton, FL 33432
asoroka@wsh-law.com

**SECOND AMENDMENT TO AND RESTATEMENT OF THE
TRANSPORTATION SYSTEM SURTAX INTERLOCAL AGREEMENT**


TOWN OF Pembroke Park through its governing body, signing by and through its Mayor or Vice-Mayor, authorized to execute the same by Board action on the 10 day of March, 2021.

MUNICIPALITY

WITNESS:



Signature of Witness

Susan Reutlinger
Print or Type Name of Witness


Signature of Witness

Dierore E. Davis
Print or Type Name of Witness

By:


Geoffrey Jacobs, Mayor
3150 SW 52 Avenue
Pembroke Park, FL 33023
gjacobs@tppfl.gov

10 day of March, 2021

By:


Juan Jimenez, Municipal Manager

10 day of March, 2021


Notices:

Juan C. Jimenez
Town Manager
Pembroke Park Town Hall
3150 SW 52 Ave.
Pembroke Park, FL 33023
954.966.4600
jcjimenez@tppfl.gov

ATTEST:


Municipal Clerk

Approved as to legal form by:


Melissa P. Anderson, Town Attorney

With a copy to:

Melissa P. Anderson Esq.
Town Attorney
Pembroke Park Town Hall
3150 SW 52 Ave.
Pembroke Park, FL 33023
954.966.4600
townattorney@tppfl.gov

**SECOND AMENDMENT TO AND RESTATEMENT OF THE
TRANSPORTATION SYSTEM SURTAX INTERLOCAL AGREEMENT**

CITY/TOWN/VILLAGE OF PEMBROKE PINES through its governing body, signing by and through its Mayor or Vice-Mayor, authorized to execute the same by Board action on the 17 day of FEBRUARY, 2020.

MUNICIPALITY

WITNESS:

Julia Lakosky
Signature of Witness

Julia Lakosky
Print or Type Name of Witness

[Signature]
Signature of Witness

Michelle Dawson
Print or Type Name of Witness

By: [Signature], Mayor
16 day of MARCH, 2020

By: Charles A. Dodge, Municipal Manager

16 day of MARCH, 2020

ATTEST:

[Signature]
Municipal Clerk
MARLENE D GRAHAM 3/16/2021

Approved as to legal form by:

[Signature]
Municipal Attorney
Brian Skermer

Notices:

FRANK ORTIS
MAYOR
601 CITY CENTER WAY
PEMBROKE PINES, FL 33025
FORTIS@PINES.COM

With a copy to:

CHARLES DODGE
CITY MANAGER
601 CITY CENTER WAY
PEMBROKE PINES, FL 33025
CDODGE@PINES.COM

**SECOND AMENDMENT TO AND RESTATEMENT OF THE
TRANSPORTATION SYSTEM SURTAX INTERLOCAL AGREEMENT**

CITY/TOWN/VILLAGE OF Plantation through its governing body, signing by and through its Mayor or Vice-Mayor, authorized to execute the same by Board action on the 27th day of January, 2020.

MUNICIPALITY

WITNESS:

Ayasha Robinson
Signature of Witness

Ayasha Robinson
Print or Type Name of Witness

May F. Leeds
Signature of Witness

May F. Leeds
Print or Type Name of Witness

By: Sybil Stoner, Mayor
, Mayor

27th day of January, 2020

By: _____
, Municipal Manager

_____ day of _____, 2020

ATTEST:

Susan K. Slattery
Municipal Clerk

Approved as to legal form by:

[Signature]
Municipal Attorney

Notices:

Mayor
City of Plantation City Hall
400 NW 73rd Ave
Plantation, FL 33317
lstoner@plantation.org

With a copy to:

Chief Administrative Officer
City of Plantation City Hall
400 NW 73rd Ave
Plantation, FL 33317
Jnunemaker@plantation.org


City Attorney
Goren, Cherof, Doody & Ezrol, PA
3099 East Commercial Boulevard, Suite 200
Fort Lauderdale, Florida 33308
kezrol@GorenCherof.com

**SECOND AMENDMENT TO AND RESTATEMENT OF THE
TRANSPORTATION SYSTEM SURTAX INTERLOCAL AGREEMENT**


Pompano
CITY/TOWN/VILLAGE OF Beach through its governing body, signing by and through
its Mayor or Vice-Mayor, authorized to execute the same by Board action on
the 26th day of January, 2021.

MUNICIPALITY

WITNESS:


Signature of Witness

Caido Fret
Print or Type Name of Witness


Signature of Witness

Shelley R. Bartholomew
Print or Type Name of Witness


By: 
Rex Hardin, Mayor

26th day of January, 2021

By: 
Gregory P. Harrison, Municipal Manager


26th day of January, 2021

ATTEST:


Municipal Clerk

Notices: Gregory P. Harrison, City Manager
100 W. Atlantic Blvd.
Pompano Beach, FL 33060
Email: greg.harrison@copbfl.com

Approved as to legal form by:


Municipal Attorney

With a copy to: Mark Berman, City Attorney
100 W. Atlantic Blvd.
Pompano Beach, FL 33060
Email: mark.berman@copbfl.com

**SECOND AMENDMENT TO AND RESTATEMENT OF THE
TRANSPORTATION SYSTEM SURTAX INTERLOCAL AGREEMENT**

CITY/TOWN/VILLAGE OF Whisper through its governing body, signing by and through
its Mayor or Vice-Mayor, authorized to execute the same by Board action on the
11th day of March, 2021.

MUNICIPALITY

WITNESS:

Emily M. Aceti
Signature of Witness

Emily M. Aceti
Print or Type Name of Witness

Paul May
Signature of Witness

Paul May
Print or Type Name of Witness

By: [Signature]
Steve Breitkreuz, Mayor

11th day of March, 2021

By: [Signature]
Andrew D. Bern, Municipal Manager

11th day of March, 2021

ATTEST:

[Signature]
Municipal Clerk, Russell M. [Signature]

Notices: Keith Poliakoff
13400 Griffin Road
Southwest Ranches, FL 33330

Approved as to legal form by:

[Signature]
Municipal Attorney Keith Poliakoff

With a copy to: Town Hall
13400 Griffin Road
Southwest Ranches, FL 33330

**SECOND AMENDMENT TO AND RESTATEMENT OF THE
TRANSPORTATION SYSTEM SURTAX INTERLOCAL AGREEMENT**

CITY/TOWN/VILLAGE OF Sunrise through its governing body, signing by and through its Mayor or Vice-Mayor, authorized to execute the same by Board action on the 26 day of January, 2020.

MUNICIPALITY

WITNESS:

Lourdes Laurence
Signature of Witness

Lourdes Laurence
Print or Type Name of Witness

Salvatore Ciolino
Signature of Witness

Salvatore Ciolino
Print or Type Name of Witness

By: [Signature]
_____, Mayor

26 day of January , 2020

By: [Signature]
_____, Municipal Manager


____ day of _____, 2020

ATTEST:

[Signature]
Municipal Clerk

Approved as to legal form by:

Kimberly A. O'Connell
Municipal Attorney



Notices:

City Manager
City of Sunrise
10770 West Oakland Park Boulevard
Sunrise, FL 33351

With a copy to:

City Attorney
City of Sunrise
10770 West Oakland Park Boulevard
Sunrise, FL 33351

**SECOND AMENDMENT TO AND RESTATEMENT OF THE
TRANSPORTATION SYSTEM SURTAX INTERLOCAL AGREEMENT**

CITY/TOWN/VILLAGE OF Tamarac through its governing body, signing by and through its Mayor or Vice-Mayor, authorized to execute the same by Board action on the 24th day of February, 2020.

MUNICIPALITY

WITNESS:

Kimberly Dillon
Signature of Witness

Kimberly Dillon
Print or Type Name of Witness

Michelle J. Boy
Signature of Witness

Michelle J. Boy
Print or Type Name of Witness

ATTEST

Kimberly Dillon
Municipal Clerk

Approved as to legal form by:

[Signature] 2/26/21
Municipal Attorney

By: Michelle J. Boy
, Mayor

24th day of February, 2020

By: [Signature]
, Municipal Manager

3rd day of March, 2021

Notices:

City of Tamarac
Attn: Michael C. Cerneck
7525 NW 88th Avenue
Tamarac, FL 33321

With a copy to:


City of Tamarac
Attn: Interim City Attorney
HANS OTTILIO
7525 NW 88th Avenue
Tamarac, FL 33321

**SECOND AMENDMENT TO AND RESTATEMENT OF THE
TRANSPORTATION SYSTEM SURTAX INTERLOCAL AGREEMENT**


CITY OF WESTON through its City Commission, signing by and through its Mayor, authorized to execute the same by Commission action on the 1st day of March, 2021.

CITY OF WESTON


WITNESS:


Signature of Witness


S. Carlier
Print or Type Name of Witness


Signature of Witness

Tom Daizid
Print or Type Name of Witness

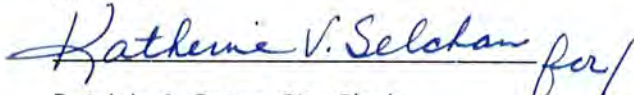
By: 
Margaret Brown, Mayor

1st day of March, 2021


By: 
Donald P. Decker, City Manager

1st day of March, 2021

ATTEST:


Patricia A. Bates, City Clerk

Approved as to legal form:


Jamie A. Cole, City Attorney

Notices:

Mr. Karl C. Thompson, P.E.,
Assistant City Manager/COO
City of Weston/Public Works
2599 South Post Road
Weston, FL 33327
Email: kthompson@westonfl.org

With a copy to:


Mr. Donald P. Decker, City Manager
City of Weston
17200 Royal Palm Boulevard
Weston, FL 33326
Email: ddecker@westonfl.org

**SECOND AMENDMENT TO AND RESTATEMENT OF THE
TRANSPORTATION SYSTEM SURTAX INTERLOCAL AGREEMENT**

CITY/TOWN/VILLAGE OF WEST PARK through its governing body, signing by and through its Mayor or Vice-Mayor, authorized to execute the same by Board action on the 6th day of JANUARY, 2021.

MUNICIPALITY

WITNESS:



Signature of Witness

WALTERA TREBA

Print or Type Name of Witness



Signature of Witness

WIENER CITALVIAE

Print or Type Name of Witness

By: 
_____, Mayor

6th day of JANUARY, 2021

By: 
_____, Municipal Manager

7th day of JANUARY, 2021

(RESOLUTION 2021-04)

ATTEST:




Municipal Clerk

Notices:

W. Ajibola Balogun
City Administrator
City of West Park
1965 South State Road 7, West Park, FL 33023
abalogun@cityofwestpark.org

Approved as to legal form by:



Municipal Attorney

With a copy to:

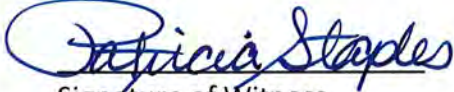
Burnadette Norris-Weeks
City Attorney
401 N. Avenue of the Arts
Fort Lauderdale, FL 33311
bnorris@apnwplaw.com

**SECOND AMENDMENT TO AND RESTATEMENT OF THE
TRANSPORTATION SYSTEM SURTAX INTERLOCAL AGREEMENT**


CITY OF WILTON MANORS through its governing body, signing by and through its Mayor or Vice-Mayor, authorized to execute the same by Board action on the 15th day of January, 2021.

MUNICIPALITY

WITNESS:


Signature of Witness

Patricia Staples
Print or Type Name of Witness


Signature of Witness

Johnnie Goodnight
Print or Type Name of Witness

By: 

Scott Newton, Mayor

14th day of January, 2021

By: 

Leigh Ann Henderson, City Manager


14th day of January, 2021

ATTEST:


Faith Lombardo, City Clerk

Notices: Leigh Ann Henderson, City Manager
City of Wilton Manors
2020 Wilton Drive
Wilton Manors, FL 33305
lhenderson@wiltonmanors.com

Approved as to legal form by:


Kerry L. Ezrol, City Attorney

With a copy to: Kerry L. Ezrol, City Attorney
Goren, Cherof, Doody & Ezrol, P.A.
3099 E Commercial Blvd., Ste. 200
Fort Lauderdale, FL 33308
kezrol@gorencherof.com

EXHIBIT A
Cycle 1 Ranked Projects

Municipal Surtax Capital Projects Priorities (Fiscal Year 2020)

Broward MPO Surtax Services

Project Ranking	Municipality	Project Number	Project Name	Work Mix	Phase	Fiscal Year 2020 Recommendation	Surtax Plan Estimate	Recommended Phase Funding
1	Wilton Manors	WILT-006	Roadway Median landscape improvements	Bicycle Pedestrian Infrastructure	Construction	YEAR 1-Construction	\$6,000,000	\$247,711
2	Sunrise	SUNR-025.1	Various Drainage Improvements	Resiliency Improvements	Construction	YEAR 1-Construction	\$10,000,000	\$5,180,000
3	Pompano Beach	POMP-004	Bay Drive Neighborhood Stormwater Improvements Project	Resiliency Improvements	Construction	YEAR 1-Construction	\$4,290,485	\$1,174,741
4	North Lauderdale	NLAU-007.1	Neighborhood Traffic Calming Program	Traffic Circle, Speed Tables, Intersection Improvement	Construction	YEAR 1-Construction	\$1,998,187	\$1,998,187
5	Weston	WEST-224	Intersection Improvements Royal	Traffic Circle, Speed Tables, Intersection Improvement	Construction	YEAR 1-Construction	\$2,200,000	\$1,612,082
6	West Park	WPRK-004	SW 25 Street Complete Street Improvement	Bicycle Pedestrian Infrastructure	Construction	YEAR 1-Construction	\$2,000,000	\$1,638,987
7	Coral Springs	CORA-115.1	Emergency Traffic Signals	Signal Enhancement	Construction	YEAR 1-Construction	\$900,000	\$466,917
8	Dania Beach	DANI-019	Stormwater Improvements	Resiliency Improvements	Construction	YEAR 1-Construction	\$2,500,000	\$2,191,740
9	Davie	DAVI-003	Davie Rd Improvements Phase 3	Capacity Increase, Widening	Construction	YEAR 1-Construction	\$5,000,000	\$4,859,167
10	Lauderdale Lakes	LLAK-003	Citywide Community Gateway System	Landscape, Hardscape, Signage, Lighting	Construction	YEAR 1-Construction	\$1,500,000	\$1,378,000
11	Tamarac	TAMA-018	Electric Vehicle Charging Stations	Transit	Construction	YEAR 1-Construction	\$500,000	\$436,546
12	Cooper City	COOP-036	Way Finding Signs	Landscape, Hardscape, Signage, Lighting	Construction	YEAR 1-Construction	\$75,000	\$30,000
13	Hallandale Beach	HALL-026	City-wide Bus Stops Digital Signage	Landscape, Hardscape, Signage, Lighting	Construction	YEAR 1-Construction	\$520,000	\$513,600
14	Deerfield Beach	DEER-003	Citywide Pedestrian Street Lighting Improvements	Landscape, Hardscape, Signage, Lighting	Construction	YEAR 1-Construction	\$800,000	\$800,000
15	Southwest Ranches	SWRA-032	Drainage Project: SW 50 Street and SW 182 Avenue Drainage	Resiliency Improvements	Construction	YEAR 1-Construction	\$124,000	\$124,000
16	Oakland Park	OAKL-059	Landscape Improvement	Landscape, Hardscape, Signage, Lighting	Construction	YEAR 1-Construction	\$330,000	\$330,000
17	Hollywood	HOLL-064	Industrial Park and Corridor Improvements	Capacity Increase, Widening	Construction	YEAR 1-Construction	\$5,000,000	\$5,000,000
18	Pembroke Park	PBRK-002	S.W. 25th St. Stormwater Impr. (Ph II)	Resiliency Improvements	Construction	YEAR 1-Construction	\$1,075,115	\$1,075,115
19	West Park	WPRK-007	SW 57 Ave & SW 20 Street Traffic Calming Improvement	Traffic Circle, Speed Tables, Intersection Improvement	Construction	YEAR 1-Construction	\$200,000	\$163,519
20	Fort Lauderdale	FORT-122	Safety Improvements: NW 15th Ave Mobility Improvements	Bicycle Pedestrian Infrastructure	Construction	YEAR 1-Construction	\$2,000,000	\$2,000,000
21	Tamarac	TAMA-003	Traffic Calming	Traffic Circle, Speed Tables, Intersection Improvement	Construction	YEAR 1-Construction	\$1,000,000	\$528,902
22	Wilton Manors	WILT-012	Complete Streets	Bicycle Pedestrian Infrastructure	Construction	YEAR 1-Construction	\$1,000,000	\$659,804
23	Pompano Beach	POMP-006	Kendall Lake Neighborhood Stormwater Improvements	Resiliency Improvements	Construction	YEAR 1-Construction	\$3,772,201	\$3,741,868
24	Hallandale Beach	HALL-005	City-Wide Bus Shelter Improvements	Transit	Construction	YEAR 1-Construction	\$3,000,000	\$2,377,563
25	Davie	DAVI-001	College Ave Phase 2 Widening	Capacity Increase, Widening	Construction	YEAR 1-Construction	\$1,000,000	\$1,000,000
26	Hollywood	HOLL-035	Complete Streets - Hollywood Blvd	Capacity Increase, Widening	Construction	YEAR 1-Construction	\$700,000	\$700,000
27	Lauderdale Lakes	LLAK-015	NW 36 Terrace Improvements	Bicycle Pedestrian Infrastructure	Construction	YEAR 1-Construction	\$750,000	\$863,663
28	Weston	WEST-308	Indian Trace Elementary School	Bicycle Pedestrian Infrastructure	Construction	YEAR 1-Construction	\$150,000	\$319,086
29	Wilton Manors	WILT-007.1	Parking	Bicycle Pedestrian Infrastructure	Construction	YEAR 1-Construction	\$15,000,000	\$849,475
30	Weston	WEST-307	City-wide Wayfinding Signage Program	Landscape, Hardscape, Signage, Lighting	Construction	YEAR 1-Construction	\$1,056,000	\$232,739

Municipal Surtax Capital Projects Priorities (Fiscal Year 2020)

Broward MPO Surtax Services

Project Ranking	Municipality	Project Number	Project Name	Work Mix	Phase	Fiscal Year 2020 Recommendation	Surtax Plan Estimate	Recommended Phase Funding
31	Tamarac	TAMA-014	Traffic Control Devices	Signal Enhancement	Construction	YEAR 1-Construction	\$500,000	\$445,817
32	Fort Lauderdale	FORT-162	Street Lighting NW 15Th Avenue	Bicycle Pedestrian Infrastructure	Construction	YEAR 1-Construction	\$1,000,000	\$996,668
33	Wilton Manors	WILT-013	Electronic Message Boards / Wayfinding	Bicycle Pedestrian Infrastructure	Construction	YEAR 1-Construction	\$1,000,000	\$639,650
34	Miramar	MIRA-004	Miramar Parkway Extension to Pembroke Road	Capacity Increase, Widening	Design	YEAR 1-Design Regional Network	\$25,000,000	\$760,000
35	Miramar	MIRA-002	Pembroke Road Expansion from SW 184th Avenue to 200th Avenue	Capacity Increase, Widening	Design	YEAR 1-Design Regional Network	\$31,000,000	\$1,510,000
36	Miramar	MIRA-001	Pembroke Road Expansion from SW 160th Avenue to 184th Avenue	Capacity Increase, Widening	Design	YEAR 1-Design Regional Network	\$28,900,000	\$2,270,000
37	Miramar	MIRA-003	Pembroke Road Expansion from SW 200th Avenue to US-27	Capacity Increase, Widening	Design	YEAR 1-Design Regional Network	\$8,000,000	\$1,390,000
38	Fort Lauderdale	FORT-108	Safety Improvements Andrews Ave	Capacity Increase, Widening	Planning	YEAR 1-Planning	\$5,000,000	\$160,000
39	Oakland Park	OAKL-023	City-Wide Mast Arm Conversion	Signal Enhancement	Design	YEAR 1-Design	\$7,875,000	\$945,000
40	Coral Springs	CORA-037	New Sidewalk Construction	Bicycle Pedestrian Infrastructure	Planning	YEAR 1-Planning	\$20,000,000	\$600,000
41	Coconut Creek	COCO-024	New Bus Shelters/Replacement Bus Shelters	Transit	Design	YEAR 1-Design	\$3,600,000	\$432,000
42	Pompano Beach	POMP-002	Diex Hwy/Atlantic Blvd Improvements Project	Bicycle Pedestrian Infrastructure	Design	YEAR 1-Design	\$24,860,000	\$2,985,200
43	Hollywood	HOLL-036	Complete Streets - State Rd 7	Bicycle Pedestrian Infrastructure	Design	YEAR 1-Design	\$1,000,000	\$120,000
44	Davie	DAVI-016	Orange Dr Corridor Enhancements	Capacity Increase, Widening	Design	YEAR 1-Design	\$3,000,000	\$360,000
45	Miramar	MIRA-021	Pembroke Road Bike Lane	Bicycle Pedestrian Infrastructure	Planning	YEAR 1-Planning	\$3,000,000	\$90,000
46	Pembroke Pines	PPIN-039	City Wide Sidewalk Projects	Bicycle Pedestrian Infrastructure	Planning	YEAR 1-Planning	\$4,431,250	\$132,938
47	West Park	WPRK-002	State Road 7 Pedestrian Lights	Landscaping, Hardscape, Signage, Lighting	Design	YEAR 1-Design	\$750,000	\$90,000
48	Lauderdale Lakes	LLAK-006	Comprehensive Traffic Calming Program	Traffic Circle, Speed Tables, Intersection Improvement	Planning	YEAR 1-Planning	\$850,000	\$25,500
49	Wilton Manors	WILT-009	Bus Benches And Shelters	Transit	Planning	YEAR 1-Planning	\$6,000,000	\$180,000
50	Sunrise	SUNR-055	Pine Island Road Bicycle Lanes	Bicycle Pedestrian Infrastructure	Design	YEAR 1-Design	\$4,500,000	\$540,000
51	Pembroke Park	PPRK-010	Bike Lane And Sidewalk Improvements	Bicycle Pedestrian Infrastructure	Design	YEAR 1-Design	\$250,000	\$30,000
52	Lauderdale-by-the-Sea	LSEA-005	El Mar Drive Improvements	Bicycle Pedestrian Infrastructure	Design	YEAR 1-Design	\$2,000,000	\$240,000
53	Weston	WEST-303	Weston Rd Corridor RRR	Bicycle Pedestrian Infrastructure	Design	YEAR 1-Design	\$4,900,000	\$588,000
54	Deerfield Beach	DEER-007	FAU Research Blvd. Roadway Improvements	Capacity Increase, Widening	Design	YEAR 1-Design	\$4,000,000	\$480,000
55	Cooper City	COOP-035	City Entry Signs And Features	Landscaping, Hardscape, Signage, Lighting	Design	YEAR 1-Design	\$175,000	\$21,000
56	Tamarac	TAMA-008	Bike Paths	Bicycle Pedestrian Infrastructure	Planning	YEAR 1-Planning	\$4,500,000	\$135,000
57	Lighthouse Point	LHP-010	Sidewalk/Bike Lane Construction	Bicycle Pedestrian Infrastructure	Planning	YEAR 1-Planning	\$500,000	\$15,000
58	North Lauderdale	NLAU-007.2	Neighborhood Traffic Calming Program	Traffic Circle, Speed Tables, Intersection Improvement	Design	YEAR 1-Design	\$3,001,813	\$360,218
59	Parkland	PARK-008	Construction Of Bike Lanes On Parkside Drive	Bicycle Pedestrian Infrastructure	Design	YEAR 1-Design	\$1,500,000	\$180,000
60	Dania Beach	DANI-001	West Dania Beach Blvd Bridge	Capacity Increase, Widening	Design	YEAR 1-Design	\$4,000,000	\$480,000

Municipal Surtax Capital Projects Priorities (Fiscal Year 2020)

Broward MPO Surtax Services

Project Ranking	Municipality	Project Number	Project Name	Work Mix	Phase	Fiscal Year 2020 Recommendation	Surtax Plan Estimate	Recommended Phase Funding
61	Margate	MARG-002	Winfield Blvd. Improvements	Bicycle Pedestrian Infrastructure	Design	YEAR 1-Design	\$174,000	\$20,880
62	Southwest Ranches	SWRA-021	Drainage Project SW 61st Court	Resiliency Improvements	Design	YEAR 1-Design	\$100,000	\$12,000
63	Fort Lauderdale	FORT-104	Sidewalks: Sidewalk Program - New Construction	Bicycle Pedestrian Infrastructure	Design	YEAR 1-Design	\$3,000,000	\$360,000
64	Oakland Park	OAKL-007	CSX And FEC Crossing Study	Bicycle Pedestrian Infrastructure	Planning	YEAR 1-Planning	\$150,000	\$150,000
65	Coral Springs	CORA-098	New Sidewalk Construction	Bicycle Pedestrian Infrastructure	Planning	YEAR 1-Planning	\$20,000,000	\$600,000
66	Hollywood	HOLL-038	Complete Streets - Johnson St	Bicycle Pedestrian Infrastructure	Planning	YEAR 1-Planning	\$5,000,000	\$150,000
67	Miramar	MIRA-020	Bus Shelter Improvement	Transit	Design	YEAR 1-Design	\$1,200,000	\$144,000
68	Lauderdale Lakes	LLAK-016	NW 50th Avenue Improvements Study & Design	Bicycle Pedestrian Infrastructure	Planning	YEAR 1-Planning	\$500,000	\$500,000
69	Sunrise	SUNR-075	Oakland Park Blvd Multi-Use Path	Bicycle Pedestrian Infrastructure	Design	YEAR 1-Design	\$3,250,000	\$390,000
70	Pompano Beach	POMP-011	PowerLine Road Improvements Project	Landscaping, Hardscape, Signage, Lighting	Design	YEAR 1-Design	\$2,734,862	\$328,183
71	Davie	DAVA-012	SW 30th Street Improvements	Bicycle Pedestrian Infrastructure	Design	YEAR 1-Design	\$2,000,000	\$240,000
72	Coconut Creek	COCO-020	Hillbore Boulevard Sidewalk Improvements	Bicycle Pedestrian Infrastructure	Design	YEAR 1-Design	\$563,305	\$67,597
73	Wilton Manors	WILT-003	Complete Streets	Bicycle Pedestrian Infrastructure	Design	YEAR 1-Design	\$2,000,000	\$240,000
74	West Park	WPRK-003	SW 48 Avenue Complete Street	Bicycle Pedestrian Infrastructure	Design	YEAR 1-Design	\$3,500,000	\$420,000
75	Weston	WEST-192	Indian Trace Road Roadway Improvements	Bicycle Pedestrian Infrastructure	Design	YEAR 1-Design	\$280,000	\$33,600
76	Pembroke Park	WPRK-009	52 Ave Complete Streets	Bicycle Pedestrian Infrastructure	Design	YEAR 1-Design	\$1,200,000	\$144,000
77	Deerfield Beach	DEER-005	Pioneer Grove Improvements-Pedestrian Lighting	Bicycle Pedestrian Infrastructure	Design	YEAR 1-Design	\$2,000,000	\$240,000
78	Lighthouse Point	LHP-008	Traffic Calming	Bicycle Pedestrian Infrastructure	Planning	YEAR 1-Planning	\$1,000,000	\$30,000
79	Pembroke Pines	PPIN-021	Privacy Wall - Sheridan Street	Landscaping, Hardscape, Signage, Lighting	Design	YEAR 1-Design	\$1,350,000	\$162,000
80	North Lauderdale	NLAU-008	Sound Walls SW 64 Ter Sidewalks, Traffic Calming	Bicycle Pedestrian Infrastructure	Design	YEAR 1-Design	\$3,000,000	\$360,000
81	Cooper City	COOP-024	Storm Water Drainage Improvement	Resiliency Improvements	Design	YEAR 1-Design	\$2,400,000	\$288,000
82	Parkland	PARK-002	Low Road Improvements	Bicycle Pedestrian Infrastructure	Design	YEAR 1-Design	\$2,600,000	\$312,000
83	Margate	MARG-047	City Bicycle/Pedestrian Greenway System	Bicycle Pedestrian Infrastructure	Design	YEAR 1-Design	\$1,000,000	\$120,000
84	Southwest Ranches	SWRA-022	Drainage Project Green Meadows	Resiliency Improvements	Design	YEAR 1-Design	\$43,000	\$5,160
85	Tamarac	TAMA-001	Multimodal Connectivity Plan	Bicycle Pedestrian Infrastructure	Planning	YEAR 1-Planning	\$120,000	\$120,000
86	Lauderdale-by-the-Sea	LSEA-035	Bike Lanes	Bicycle Pedestrian Infrastructure	Design	YEAR 1-Design	\$3,000,000	\$360,000
87	Dania Beach	DANI-017	SE Stormwater Drainage System	Resiliency Improvements	Design	YEAR 1-Design	\$7,212,000	\$865,440
88	Fort Lauderdale	FORT-113	Safety Improvements: SE 3rd Ave	Bicycle Pedestrian Infrastructure	Planning	YEAR 1-Planning	\$1,500,000	\$45,000
89	Coral Springs	CORA-102	Bus Shelter Repair And Replacement	Transit	Design	YEAR 1-Design	\$375,000	\$45,000
90	Miramar	MIRA-025	Pembroke Road Bike Lane	Bicycle Pedestrian Infrastructure	Design	YEAR 1-Design	\$2,100,000	\$252,000

Municipal Surtax Capital Projects Priorities (Fiscal Year 2020)

Broward MPO Surtax Services

Project Ranking	Municipality	Project Number	Project Name	Work Mix	Phase	Fiscal Year 2020 Recommendation	Surtax Plan Estimate	Recommended Phase Funding
91	Sunrise	SUNR-061	Oakland Park Blvd Bicycle Lanes	Bicycle Pedestrian Infrastructure	Design	YEAR 1-Design	\$6,000,000	\$720,000
92	Oakland Park	OAKL-025	Oakland Park Blvd Gateway	Landscaping, Hardscape, Signage, Lighting	Planning	YEAR 1-Planning	\$13,200,000	\$396,000
93	Lauderdale Lakes	LLAK-018	NW 36 St Improvements	Landscaping, Hardscape, Signage, Lighting	Design	YEAR 1-Design	\$1,000,000	\$120,000
94	Hallandale Beach	HALL-019	NW/SW 8th Ave Complete Street Project	Bicycle Pedestrian Infrastructure	Design	YEAR 1-Design	\$1,500,000	\$180,000
95	Davie	DAVI-014	Nova Dr Improvements	Capacity Increase, Widening	Design	YEAR 1-Design	\$2,800,000	\$336,000
96	Coconut Creek	COCO-016	Sample Road Multi-Purpose Path	Bicycle Pedestrian Infrastructure	Design	YEAR 1-Design	\$2,755,000	\$336,000
97	West Park	WPRK-008	SW 21st Street Complete Street Improvement	Traffic Circle, Speed Tables, Intersection Improvement	Design	YEAR 1-Design	\$2,000,000	\$240,000
98	Weston	WEST-193	Indian Trace Road Roadway Improvements	Bicycle Pedestrian Infrastructure	Design	YEAR 1-Design	\$2,800,000	\$336,000
99	Pompano Beach	POMP-013	Riverside Drive Improvements Project	Bicycle Pedestrian Infrastructure	Design	YEAR 1-Design	\$5,928,768	\$711,452
100	Wilton Manors	WILT-015	Intersection Improvements (Gateway Design)	Landscaping, Hardscape, Signage, Lighting	Planning	YEAR 1-Planning	\$13,200,000	\$396,000
101	Deerfield Beach	DEER-006	Pioneer Grove Improvements-Complete Streets	Bicycle Pedestrian Infrastructure	Design	YEAR 1-Design	\$500,000	\$60,000
102	Pembroke Park	PPRK-008	County Line Road Storm Water Connection	Resiliency Improvements	Design	YEAR 1-Design	\$750,000	\$90,000
103	Cooper City	COOP-042	Storm Water Improvements	Resiliency Improvements	Design	YEAR 1-Design	\$1,600,000	\$192,000
104	Pembroke Pines	PPIN-038	Pines Blvd-Ingress/Egress-Holly Lake	Capacity Increase, Widening	Design	YEAR 1-Design	\$2,300,000	\$276,000
105	Lighthouse Point	LHP-011	Sidewalk Construction	Bicycle Pedestrian Infrastructure	Planning	YEAR 1-Planning	\$750,000	\$22,500
106	Parkland	PARK-007	Traffic Light - Hillsboro Boulevard And University DR	Signal Enhancement	Design	YEAR 1-Design	\$600,000	\$72,000
107	Margate	MARG-033	Firefighters Pk-Wenfield Blvd. Bridge	Bicycle Pedestrian Infrastructure	Design	YEAR 1-Design	\$200,000	\$24,000
108	Southwest Ranches	SWRA-037	Drainage Project: Dykes Road and SW 51st Manor	Resiliency Improvements	Design	YEAR 1-Design	\$300,000	\$36,000
109	Hollywood	HOLL-056	Transportation/Traffic Calming - Dist. 5	Bicycle Pedestrian Infrastructure	Design	YEAR 1-Design	\$833,333	\$100,000
110	Tamarac	TAMA-021	Crosswalks	Bicycle Pedestrian Infrastructure	Planning	YEAR 1-Planning	\$3,000,000	\$90,000
Fiscal Year 2020 Total						\$414,903,204		\$72,016,813
Projects ranked 111 through 510 below have not been evaluated for funding readiness. Additional evaluation and analysis will be required.								
111	Fort Lauderdale	FORT-110	Safety Improvements: Andrews Ave	Bicycle Pedestrian Infrastructure	Planning	RANK	\$3,500,000	
112	Fort Lauderdale	FORT-067	Bike Lanes: Flagler Greenway	Bicycle Pedestrian Infrastructure	Design	RANK	\$12,000,000	
113	Hollywood	HOLL-037	Complete Streets - US 1	Bicycle Pedestrian Infrastructure	Construction	RANK	\$6,000,000	
114	Fort Lauderdale	FORT-188	Roadway Improvements: US 1	Bicycle Pedestrian Infrastructure	Planning	RANK	\$12,000,000	
115	Fort Lauderdale	FORT-107	Safety Improvements: NW 7th Ave	Bicycle Pedestrian Infrastructure	Design	RANK	\$3,800,000	
116	Fort Lauderdale	FORT-139	Safety Improvements: Sistrunk Blvd	Bicycle Pedestrian Infrastructure	Design	RANK	\$12,000,000	
117	Fort Lauderdale	FORT-152	Safety Improvements: Sunrise Blvd	Bicycle Pedestrian Infrastructure	NA	SWAP	\$15,000,000	
118	Fort Lauderdale	FORT-164	Street Lighting: Andrews Avenue	Landscaping, Hardscape, Signage, Lighting	Design	RANK	\$1,000,000	

Municipal Surtax Capital Projects Priorities (Fiscal Year 2020)

Broward MPO Surtax Services

Project Ranking	Municipality	Project Number	Project Name	Work Mix	Phase	Fiscal Year 2020 Recommendation	Surtax Plan Estimate	Recommended Phase Funding
119	Fort Lauderdale	FORT-189	Roadway Improvements: US 1	Bicycle Pedestrian Infrastructure	Planning	RANK	\$25,000,000	
120	Fort Lauderdale	FORT-168	Street Lighting: Las Olas Boulevard	Landscaping, Hardscape, Signage, Lighting	Design	RANK	\$1,500,000	
121	Fort Lauderdale	FORT-065	Bike Lanes: Lauderdale	Bicycle Pedestrian Infrastructure	Design	RANK	\$4,000,000	
122	Fort Lauderdale	FORT-169	Street Lighting: US 1/Federal Highway	Landscaping, Hardscape, Signage, Lighting	Design	RANK	\$1,000,000	
123	Fort Lauderdale	FORT-166	Street Lighting: SE/NE 3rd Avenue	Landscaping, Hardscape, Signage, Lighting	Design	RANK	\$1,000,000	
124	Oakland Park	OAKL-001	Prospect Road Corridor Enhancement	Bicycle Pedestrian Infrastructure	NA	SWAP	\$5,559,584	
125	Fort Lauderdale	FORT-167	Roadway Improvements: SE 17th St	Bicycle Pedestrian Infrastructure	Planning	RANK	\$15,000,000	
126	Fort Lauderdale	FORT-163	Street Lighting: NW 7th Avenue	Landscaping, Hardscape, Signage, Lighting	Design	RANK	\$1,000,000	
127	Fort Lauderdale	FORT-124	Safety Improvements: Las Olas Blvd	Bicycle Pedestrian Infrastructure	Design	RANK	\$5,000,000	
128	Miramar	MIRA-015	Pembroke Road Expansion From Douglas Road To University Drive	Capacity Increase, Widening	NA	SWAP	\$25,300,000	
129	Lauderdale Lakes	LLAK-017	Pedestrian Safety Assessment/Improvements: SR 7 And Oakland Park Blvd	Bicycle Pedestrian Infrastructure	NA	HOLD	\$2,000,000	
130	Hallandale Beach	HALL-001	Atlantic Shores Blvd. Roadway Improvement	Bicycle Pedestrian Infrastructure	SWAP	SWAP	\$335,000	
131	Fort Lauderdale	FORT-138	Safety Improvements: NE 62nd St	Bicycle Pedestrian Infrastructure	Planning	RANK	\$4,000,000	
132	Coconut Creek	COCO-017	Sample Road Bike Lane Improvements	Bicycle Pedestrian Infrastructure	NA	SWAP	\$3,100,000	
133	Fort Lauderdale	FORT-182	Roadway Improvements: Bayview Drive Traffic Calming	Bicycle Pedestrian Infrastructure	Construction	RANK	\$920,000	
134	Fort Lauderdale	FORT-148	Safety Improvements: NE 18th Ave	Bicycle Pedestrian Infrastructure	Planning	RANK	\$6,500,000	
135	Fort Lauderdale	FORT-161	Street Lighting : PowerLine Road/NW 8th Avenue	Landscaping, Hardscape, Signage, Lighting	Design	RANK	\$2,000,000	
136	Fort Lauderdale	FORT-128	Safety Improvements: Downtown Walkability Project Phases 6-9	Bicycle Pedestrian Infrastructure	Design	RANK	\$5,000,000	
137	Hallandale Beach	HALL-006	South Old Dixie Highway Conversion Project	Capacity Increase, Widening	HOLD	HOLD	\$5,000,000	
138	Miramar	MIRA-023	SW 68th Avenue Bike Lane	Bicycle Pedestrian Infrastructure	Design	RANK	\$2,400,000	
139	Oakland Park	OAKL-008	PowerLine Road Complete Streets	Bicycle Pedestrian Infrastructure	Construction	HOLD	\$1,220,174	
140	Fort Lauderdale	FORT-155	Safety Improvements: I95	Bicycle Pedestrian Infrastructure	Planning	RANK	\$25,000,000	
141	Fort Lauderdale	FORT-149	Safety Improvements: US 1 Tunnel Top Plaza	Traffic Circle, Speed Tables, Intersection Improvement	Construction	RANK	\$2,500,000	
142	Fort Lauderdale	FORT-134	Safety Improvements: SE/SW 17th St	Bicycle Pedestrian Infrastructure	Design	RANK	\$3,500,000	
143	Fort Lauderdale	FORT-112	Safety Improvements: Andrews Ave	Landscaping, Hardscape, Signage, Lighting	NA	SWAP	\$799,000	
144	Miramar	MIRA-024	Douglas Road Bike Lane	Bicycle Pedestrian Infrastructure	NA	SWAP	\$2,400,000	
145	Hollywood	HOLL-153	Environmental Resiliency - Dist. 2	Resiliency Improvements	Construction	SWAP	\$1,666,667	
146	Fort Lauderdale	FORT-180	Street Lighting : Sistrunk Boulevard	Landscaping, Hardscape, Signage, Lighting	Design	RANK	\$1,500,000	
147	Oakland Park	OAKL-010	Oakland Park Blvd Corridor Improvement	Signal Enhancement	Planning	RANK	\$9,112,500	
148	Fort Lauderdale	FORT-190	Roadway Improvements: A1A	Bicycle Pedestrian Infrastructure	Planning	RANK	\$12,000,000	

Municipal Surtax Capital Projects Priorities (Fiscal Year 2020)

Broward MPO Surtax Services

Project Ranking	Municipality	Project Number	Project Name	Work Mix	Phase	Fiscal Year 2020 Recommendation	Surtax Plan Estimate	Recommended Phase Funding
149	Fort Lauderdale	FORT-120	Safety Improvements: NW 9th Avenue Mobility Improvements	Bicycle Pedestrian Infrastructure	Design	RANK	\$2,500,000	
150	Miramar	MIRA-037	Miramar Boulevard Bike Lane	Bicycle Pedestrian Infrastructure	Design	RANK	\$3,000,000	
151	Fort Lauderdale	FORT-171	Street Lighting: SE 17th Street	Landscaping, Hardscape, Signage, Lighting	Design	RANK	\$2,000,000	
152	Sunrise	SUNR-057	Nob Hill Road Bicycle Lanes	Bicycle Pedestrian Infrastructure	Design	RANK	\$4,650,000	
153	Sunrise	SUNR-074	Nob Hill Road Multi-Use Path	Bicycle Pedestrian Infrastructure	NA	SWAP	\$2,500,000	
154	Fort Lauderdale	FORT-191	Roadway Improvements: I95	Capacity Increase, Widening	Planning	RANK	\$50,000,000	
155	Fort Lauderdale	FORT-115	Safety Improvements: SE 2nd St Traffic Calm/Pedestrian Safety	Bicycle Pedestrian Infrastructure	Design	RANK	\$270,000	
156	Fort Lauderdale	FORT-123	Safety Improvements: Las Olas Blvd	Bicycle Pedestrian Infrastructure	Design	RANK	\$2,500,000	
157	Sunrise	SUNR-079	NW 136 Avenue Multi-Use Path	Bicycle Pedestrian Infrastructure	Design	RANK	\$2,550,000	
158	Sunrise	SUNR-066	NW 136 Avenue Bicycle Lanes	Bicycle Pedestrian Infrastructure	Design	RANK	\$3,750,000	
159	Oakland Park	OAKL-020	Dixie Highway Complete Streets	Bicycle Pedestrian Infrastructure	Design	RANK	\$4,887,500	
160	Miramar	MIRA-022	SW 64 Avenue Bike Lane	Bicycle Pedestrian Infrastructure	NA	SWAP	\$1,800,000	
161	Fort Lauderdale	FORT-147	Safety Improvements: NW 62nd St	Bicycle Pedestrian Infrastructure	Construction	RANK	\$4,500,000	
162	Oakland Park	OAKL-026	Floranada Sidewalk Network	Bicycle Pedestrian Infrastructure	Design	RANK	\$388,365	
163	Fort Lauderdale	FORT-154	Safety Improvements: Broward Blvd	Bicycle Pedestrian Infrastructure	Planning	RANK	\$500,000	
164	Fort Lauderdale	FORT-097	Sidewalk: NW 62nd St	Bicycle Pedestrian Infrastructure	NA	HOLD	\$194,000	
165	Coconut Creek	COCO-022	Hillabro Boulevard Bike Lane and Transit Improvements	Bicycle Pedestrian Infrastructure	NA	SWAP	\$4,034,384	
166	Coconut Creek	COCO-004	Pedestrian Lights On Lyons Rd	Landscaping, Hardscape, Signage, Lighting	Construction	RANK	\$1,000,000	
167	Sunrise	SUNR-062	University Drive Bicycle Lanes	Bicycle Pedestrian Infrastructure	Design	RANK	\$2,000,000	
168	Fort Lauderdale	FORT-159	Street Lighting: Sunrise Boulevard	Landscaping, Hardscape, Signage, Lighting	Design	RANK	\$1,500,000	
169	Fort Lauderdale	FORT-192	Roadway Improvements: Las Olas Boulevard	Bicycle Pedestrian Infrastructure	Design	RANK	\$37,000,000	
170	Oakland Park	OAKL-005	Oakland Park Elementary School Sidewalk Network	Bicycle Pedestrian Infrastructure	Construction	HOLD	\$2,036,000	
171	Hallandale Beach	HALL-027	NE 1st Ave Lane Elimination And Complete Street	Bicycle Pedestrian Infrastructure	Design	RANK	\$2,700,000	
172	Davie	DAVI-004	Davie Rd Improvements Phase 4	Capacity Increase, Widening	Design	RANK	\$4,000,000	
173	Hallandale Beach	HALL-016	SE/SW 3rd Street	Bicycle Pedestrian Infrastructure	Design	RANK	\$405,000	
174	Fort Lauderdale	FORT-106	Sidewalks: Andrews Ave North	Bicycle Pedestrian Infrastructure	Design	RANK	\$1,100,000	
175	Fort Lauderdale	FORT-117	Safety Improvements: NE 15th Ave	Bicycle Pedestrian Infrastructure	Design	RANK	\$1,500,000	
176	Sunrise	SUNR-077	Flamingo Road Multi-Use Path	Bicycle Pedestrian Infrastructure	Design	RANK	\$2,000,000	
177	Sunrise	SUNR-067	Flamingo Road Bicycle Lanes	Bicycle Pedestrian Infrastructure	Design	RANK	\$3,750,000	
178	Fort Lauderdale	FORT-057	Safe Routes To School: Stranahan High	Bicycle Pedestrian Infrastructure	Design	RANK	\$300,000	

Municipal Surtax Capital Projects Priorities (Fiscal Year 2020)

Broward MPO Surtax Services

Project Ranking	Itentity	Project Number	Project Name	Work Mix	Phase	Fiscal Year 2020 Recommendation	Surtax Plan Estimate	Recommended Phase Funding
179	Davie	DAV-020	SW 39 Street Improvements	Capacity Increase, Widening	Design	RANK	\$2,000,000	
180	Miramar	MIRA-006	SW 148th Avenue Expansion From Bass Creek Road To Miramar Parkway	Capacity Increase, Widening	Design	RANK	\$27,300,000	
181	Fort Lauderdale	FORT-165	Street Lighting : Himmelsheer Street	Landscaping, Hardscape, Signage, Lighting	Design	RANK	\$1,000,000	
182	Sunrise	SUNR-024	Sunrise Blvd/136 Ave-Improvements	Landscaping, Hardscape, Signage, Lighting	Design	RANK	\$3,000,000	
183	Fort Lauderdale	FORT-150	Safety Improvements: Sunrise Blvd	Capacity Increase, Widening	NA	SWAP	\$12,000,000	
184	Hallandale Beach	HALL-021	Diplomat Parkway	Bicycle Pedestrian Infrastructure	Design	RANK	\$395,000	
185	Oakland Park	OAKL-015	Lloyd Estates Elementary School Safe Routes	Bicycle Pedestrian Infrastructure	Design	RANK	\$1,485,217	
186	Fort Lauderdale	FORT-079	Bike Lanes: NE 13 St	Bicycle Pedestrian Infrastructure	Design	RANK	\$4,500,000	
187	Fort Lauderdale	FORT-186	Roadway Improvements: 195 Interchange	Capacity Increase, Widening	Planning	RANK	\$50,000,000	
188	Miramar	MIRA-029	SW 148 Avenue Bike Lane	Bicycle Pedestrian Infrastructure	NA	SWAP	\$1,800,000	
189	Sunrise	SUNR-076	Sunrise Blvd Multi-Use Path	Bicycle Pedestrian Infrastructure	Design	RANK	\$1,500,000	
190	Sunrise	SUNR-065	Sunrise Blvd Bicycle Lanes	Bicycle Pedestrian Infrastructure	Design	RANK	\$3,000,000	
191	Fort Lauderdale	FORT-078	Bike Lanes: NE 13 St	Bicycle Pedestrian Infrastructure	Design	RANK	\$4,000,000	
192	Sunrise	SUNR-066	Hilus Road Bicycle Lanes	Bicycle Pedestrian Infrastructure	Design	RANK	\$4,800,000	
193	Fort Lauderdale	FORT-170	Street Lighting : NW 15th Street	Landscaping, Hardscape, Signage, Lighting	Design	RANK	\$2,000,000	
194	Fort Lauderdale	FORT-076	Bike Lanes: A1A Parallel Bike Facility	Bicycle Pedestrian Infrastructure	Planning	RANK	\$2,500,000	
195	Oakland Park	OAKL-011	Micro-Transit Circulator	Transit	Design	RANK	\$2,500,000	
196	Sunrise	SUNR-070	SW 14th Street Bicycle Lanes	Bicycle Pedestrian Infrastructure	Planning	RANK	\$1,500,000	
197	North Lauderdale	NLAU-010	Sound Walls Rock Island rd	Landscaping, Hardscape, Signage, Lighting	NA	SWAP	\$3,000,000	
198	West Park	WPRK-001	County Line Road Extension	Capacity Increase, Widening	NA	SWAP	\$20,000,000	
199	Fort Lauderdale	FORT-114	Safety Improvements: NE 4th Street Improvements	Bicycle Pedestrian Infrastructure	Construction	RANK	\$219,300	
200	Oakland Park	OAKL-009	Dixie Highway Landscape Improvement	Landscaping, Hardscape, Signage, Lighting	Design	RANK	\$275,000	
201	Coconut Creek	COCO-019	Wiles Road Bike Lane And Transit Improvements	Bicycle Pedestrian Infrastructure	Design	RANK	\$2,887,815	
202	Miramar	MIRA-030	SW 172 Avenue Bike Lane	Bicycle Pedestrian Infrastructure	Design	RANK	\$3,000,000	
203	Hallandale Beach	HALL-020	Three Islands Boulevard	Bicycle Pedestrian Infrastructure	NA	RANK	\$215,000	
204	Coconut Creek	COCO-015	Atlantic Boulevard Improvements	Bicycle Pedestrian Infrastructure	NA	SWAP	\$5,111,000	
205	Pompano Beach	POMP-007	NW 3rd Avenue Improvements Project	Capacity Increase, Widening	Design	RANK	\$8,722,110	
206	Fort Lauderdale	FORT-109	Safety Improvements: Andrews Ave	Traffic Circle, Speed Tables, Intersection Improvement	NA	SWAP	\$3,500,000	
207	Parkland	PARK-016	Street Lighting - Hillsboro Boulevard At Helmsburg Road	Landscaping, Hardscape, Signage, Lighting	NA	HOLD	\$1,500,000	
208	Davie	DAV-019	SW 36 St Road Widening	Capacity Increase, Widening	Design	RANK	\$5,000,000	

Municipal Surtax Capital Projects Priorities (Fiscal Year 2020)

Broward MPO Surtax Services

Project Ranking	Municipality	Project Number	Project Name	Work Item	Phase	Fiscal Year 2020 Recommendation	Surtax Plan Estimate	Recommended Phase Funding
209	Coconut Creek	COCO-018	Wiles Road Sidewalk Improvements	Bicycle Pedestrian Infrastructure	Planning	RANK	\$480,113	
210	Miramar	MIRA-014	Miramar Boulevard Expansion From Hialeah Road To Flamingo Road	Capacity Increase, Widening	Design	RANK	\$25,000,000	
211	Fort Lauderdale	FORT-173	Street Lighting: East Las Olas Street Lights	Landscaping, Hardscape, Signage, Lighting	Design	RANK	\$500,000	
212	Miramar	MIRA-036	SW 145 Avenue Bike Lane	Bicycle Pedestrian Infrastructure	Design	RANK	\$1,500,000	
213	Sunrise	SUNR-072	Commercial Blvd Multi-Use Path	Bicycle Pedestrian Infrastructure	Design	RANK	\$1,500,000	
214	Sunrise	SUNR-062	Commercial Blvd Bicycle Lanes	Bicycle Pedestrian Infrastructure	Design	RANK	\$2,000,000	
215	Miramar	MIRA-033	Miramar Parkway Bike Lane	Bicycle Pedestrian Infrastructure	Design	RANK	\$2,700,000	
216	Oakland Park	OAKL-021	NE 12 Ave Corridor Improvements	Bicycle Pedestrian Infrastructure	Design	RANK	\$4,086,000	
217	Deerfield Beach	DEER-004	Martin Luther King Jr. Blvd. Complete Streets Lane Elimination	Bicycle Pedestrian Infrastructure	NA	RANK	\$1,500,000	
218	Fort Lauderdale	FORT-167	Street Lighting: NE 15th Avenue	Bicycle Pedestrian Infrastructure	Design	RANK	\$500,000	
219	Sunrise	SUNR-022	Oakland Park/Rob Hill Road-Intersection	Bicycle Pedestrian Infrastructure	Design	RANK	\$5,000,000	
220	Coral Springs	CORA-112	Downtown DRI Improvements	Bicycle Pedestrian Infrastructure	NA	RANK	\$4,000,000	
221	Sunrise	SUNR-064	Sunrise Lakes Blvd Bicycle Lanes	Bicycle Pedestrian Infrastructure	Design	RANK	\$3,300,000	
222	Sunrise	SUNR-020	Oakland Park/University-Intersection	Bicycle Pedestrian Infrastructure	Design	RANK	\$5,000,000	
223	Miramar	MIRA-009	Extension EB Right Turn Lane on Miramar PKWY, Dykes Rd. to I-75 SB Ramp	Capacity Increase, Widening	Construction	RANK	\$600,000	
224	Miramar	MIRA-057	Additional North Bound Right Turn Lane-Dykes Road	Capacity Increase, Widening	Design	RANK	\$305,000	
225	Pompano Beach	POMP-001	A1A Undergrounding Overhead And Streetscape Project	Resiliency Improvements	NA	HOLD	\$16,940,366	
226	Miramar	MIRA-034	Pembroke Road Bike Lane	Bicycle Pedestrian Infrastructure	Design	RANK	\$2,400,000	
227	Miramar	MIRA-026	Monarch Lakes Blvd. Bike Lane	Bicycle Pedestrian Infrastructure	Design	RANK	\$2,900,000	
228	Davie	DAVI-002	College Ave Phase 3 Widening	Capacity Increase, Widening	Design	RANK	\$4,000,000	
229	Miramar	MIRA-011	Bass Creek Road Expansion From SW 148th Avenue To SW 172nd Avenue	Capacity Increase, Widening	Design	RANK	\$35,000,000	
230	Miramar	MIRA-005	Miramar Boulevard Expansion From Palm Avenue To Douglas Road	Capacity Increase, Widening	NA	SWAP	\$25,000,000	
231	Hallandale Beach	HALL-007	SE 1st Ave Lane Elimination And Complete Street	Bicycle Pedestrian Infrastructure	Design	RANK	\$395,000	
232	Fort Lauderdale	FORT-029	Intersection Improvements: Sunrise Blvd	Traffic Circle, Speed Tables, Intersection Improvement	Design	RANK	\$1,400,000	
233	Sunrise	SUNR-078	NW 8th Street Multi-Use Path	Bicycle Pedestrian Infrastructure	Design	RANK	\$1,500,000	
234	Hallandale Beach	HALL-018	SE 9th Street Fec Rail Crossing Realignment	Traffic Circle, Speed Tables, Intersection Improvement	Design	RANK	\$1,700,000	
235	West Park	WPRK-010	Neighborhood Traffic Calming Improvement Area	Traffic Circle, Speed Tables, Intersection Improvement	Design	RANK	\$2,500,000	
236	Fort Lauderdale	FORT-056	Safe Routes To School: Walker Elementary	Bicycle Pedestrian Infrastructure	Design	RANK	\$500,000	
237	Miramar	MIRA-028	Bass Creek Road Bike Lane	Bicycle Pedestrian Infrastructure	NA	SWAP	\$3,300,000	
238	Sunrise	SUNR-017	Panther Parkway Improvements	Landscaping, Hardscape, Signage, Lighting	Design	RANK	\$3,000,000	

Municipal Surtax Capital Projects Priorities (Fiscal Year 2020)

Broward MPO Surtax Services

Project Ranking	Municipality	Project Number	Project Name	Work Mix	Phase	Fiscal Year 2020 Recommendation	Surfax Plan Estimate	Recommended Phase Funding
239	Weston	WEST-304	Royal Palm Blvd RRR	Bicycle Pedestrian Infrastructure	Design	RANK	\$3,730,000	
240	Sunrise	SUNR-033	Commercial Blvd Median Improvements	Landscaping, Hardscape, Signage, Lighting	Design	RANK	\$500,000	
241	Hallandale Beach	HALL-015	Old Federal Highway & SE 3rd Street Safety Project	Capacity Increase, Widening	Design	RANK	\$25,000	
242	Fort Lauderdale	FORT-059	Safe Routes To School: Fort Lauderdale High	Bicycle Pedestrian Infrastructure	Design	RANK	\$400,000	
243	Coconut Creek	COCO-014	Johnson Road Greenway	Bicycle Pedestrian Infrastructure	Design	RANK	\$1,700,000	
244	Fort Lauderdale	FORT-137	Safety Improvements: NE 56th St	Bicycle Pedestrian Infrastructure	Planning	RANK	\$4,000,000	
245	Sunrise	SUNR-018	136 Ave/New River Greenway Intersection	Bicycle Pedestrian Infrastructure	Planning	RANK	\$5,000,000	
246	Hallandale Beach	HALL-023	County Line Road/ SW 11th St	Bicycle Pedestrian Infrastructure	Design	RANK	\$200,000	
247	Pompano Beach	POMP-009	Oceanside Garage Project	Capacity Increase, Widening	Design	RANK	\$28,845,068	
248	Fort Lauderdale	FORT-153	Safety Improvements: Oakland Park Blvd	Capacity Increase, Widening	Planning	RANK	\$1,000,000	
249	Weston	WEST-312	South Post Road - Bike Lane Buffer Lane	Bicycle Pedestrian Infrastructure	Design	RANK	\$1,200,000	
250	Coconut Creek	COCO-028	Fiber Optic On Wiles Road From Station 20 To Coral Springs Fire Station	Fiber	Design	RANK	\$210,000	
251	Pembroke Pines	PPIN-032	Widening Pines Blvd (184th Ave - US 27)	Capacity Increase, Widening	NA	SWAP	\$10,700,000	
252	Weston	WEST-187	Emerald Estates Dr. Roadway Improvements	Bicycle Pedestrian Infrastructure	Design	RANK	\$245,700	
253	Weston	WEST-302	Indian Trace & 160th Ave Intersection Improvements	Traffic Circle, Speed Tables, Intersection Improvement	Design	RANK	\$350,000	
254	West Park	WPRK-005	SW 36 Street Traffic Calming Improvements From SW 32 To SW 48 Avenue	Traffic Circle, Speed Tables, Intersection Improvement	Design	RANK	\$1,500,000	
255	Hallandale Beach	HALL-017	SE 4th Street Facility Extension	Capacity Increase, Widening	Design	RANK	\$260,000	
256	Pompano Beach	POMP-008	NW Roadways Improvements Project	Capacity Increase, Widening	Design	RANK	\$1,822,842	
257	Sunrise	SUNR-014	Bus Stop & Bus Shelter Improvements	Transit	Design	RANK	\$2,500,000	
258	Fort Lauderdale	FORT-177	Street Lighting: N Andrews Ave	Landscaping, Hardscape, Signage, Lighting	Design	RANK	\$177,000	
259	Davie	DAVI-008	SW 130 Avenue Roadway Improvements	Bicycle Pedestrian Infrastructure	Design	RANK	\$500,000	
260	Sunrise	SUNR-073	C13 Greenway From Hauls To City Limits	Bicycle Pedestrian Infrastructure	Design	RANK	\$3,150,000	
261	Fort Lauderdale	FORT-151	Safety Improvements: Sunrise Blvd	Bicycle Pedestrian Infrastructure	Design	RANK	\$1,000,000	
262	Sunrise	SUNR-059	Springtree Drive Bicycle Lanes	Bicycle Pedestrian Infrastructure	Design	RANK	\$1,400,000	
263	Sunrise	SUNR-023	Oakland Park/Halus Road Improvements	Bicycle Pedestrian Infrastructure	Design	RANK	\$5,000,000	
264	Sunrise	SUNR-019	136 Ave/Sunrise Boulevard Intersection	Bicycle Pedestrian Infrastructure	Planning	RANK	\$5,000,000	
265	Weston	WEST-184	Bonaventure Blvd Roadway Improvements	Bicycle Pedestrian Infrastructure	Design	RANK	\$3,960,000	
266	Coconut Creek	COCO-021	NW 38th Avenue And Hillsboro Canal Greenway Trail	Bicycle Pedestrian Infrastructure	Design	RANK	\$538,543	
267	Lauderdale Lakes	LLAK-002	NW 31st Avenue Improvements	Bicycle Pedestrian Infrastructure	Planning	RANK	\$2,500,000	
268	Hallandale Beach	HALL-022	Parkview Drive	Bicycle Pedestrian Infrastructure	NA	RANK	\$75,000	

Municipal Surtax Capital Projects Priorities (Fiscal Year 2020)

Broward MPO Surtax Services

Project Ranking	Municipality	Project Number	Project Name	Work Mix	Phase	Fiscal Year 2020 Recommendation	Surtax Plan Estimate	Recommended Phase Funding
269	Weston	WEST-300	Weston Rd & Griffin Rd Intersection Improvements	Traffic Circle, Speed Tables, Intersection Improvement	NA	SWAP		\$400,000
270	Fort Lauderdale	FORT-030	Intersection Improvements: Andrew Avenue	Traffic Circle, Speed Tables, Intersection Improvement	Design	RANK		\$700,000
271	Fort Lauderdale	FORT-127	Safety Improvements: Bayview Drive Traffic Circle At Yacht Club Blvd	Traffic Circle, Speed Tables, Intersection Improvement	Design	RANK		\$775,000
272	Oakland Park	OAKL-012	NE 11th Avenue Corridor Improvements	Bicycle Pedestrian Infrastructure	Design	RANK		\$1,366,789
273	Sunrise	SUNR-063	Sunset Strip/Greenway Connector	Bicycle Pedestrian Infrastructure	Design	RANK		\$5,000,000
274	Fort Lauderdale	FORT-028	Intersection Improvements: Bayview Drive	Traffic Circle, Speed Tables, Intersection Improvement	NA	HOLD		\$700,000
275	Davie	DAVI-011	SW 136 Ave Widening	Capacity Increase, Widening	Design	RANK		\$2,000,000
276	Miramar	MIRA-012	SW 184th Avenue Expansion From Miramar Parkway To Bass Creek Road	Capacity Increase, Widening	Design	RANK		\$6,000,000
277	Miramar	MIRA-017	Bass Creek Road Expansion From SW 148th Avenue To FL Turnpike	Capacity Increase, Widening	Design	RANK		\$8,500,000
278	Miramar	MIRA-013	SW 184th Avenue Expansion From Miramar Parkway To Pembroke Road	Capacity Increase, Widening	Design	RANK		\$20,000,000
279	Sunrise	SUNR-060	Josh Lee Blvd Complete Street Project	Bicycle Pedestrian Infrastructure	Design	RANK		\$1,250,000
280	Fort Lauderdale	FORT-066	Bike Lanes: Bonnet House Trail	Bicycle Pedestrian Infrastructure	Design	RANK		\$1,500,000
281	Hallandale Beach	HALL-014	NW 3rd Street Expansion Complete Street Project	Capacity Increase, Widening	Design	RANK		\$1,450,000
282	Davie	DAVI-015	Oakes Rd Realignment	Capacity Increase, Widening	Design	RANK		\$2,000,000
283	Weston	WEST-190	Indian Trace Road Roadway Improvements	Bicycle Pedestrian Infrastructure	Design	RANK		\$110,000
284	Weston	WEST-191	Indian Trace Road Roadway Improvements	Bicycle Pedestrian Infrastructure	Design	RANK		\$1,100,000
285	Weston	WEST-306	Bonaventure Blvd Bike Lanes	Bicycle Pedestrian Infrastructure	Design	RANK		\$2,194,000
286	Miramar	MIRA-032	SW 184th Avenue Bike Lane	Bicycle Pedestrian Infrastructure	NA	SWAP		\$800,000
287	Deerfield Beach	DEER-008	Crystal Lake Dr. Complete Streets Improvements	Bicycle Pedestrian Infrastructure	Design	RANK		\$850,000
288	Sunrise	SUNR-068	Weston Road Bicycle Lanes	Bicycle Pedestrian Infrastructure	NA	HOLD		\$2,000,000
289	Fort Lauderdale	FORT-027	Intersection Improvements: SE 30 Street	Traffic Circle, Speed Tables, Intersection Improvement	Design	RANK		\$700,000
290	Miramar	MIRA-027	SW 136 Avenue Bike Lane	Bicycle Pedestrian Infrastructure	Design	RANK		\$1,500,000
291	Sunrise	SUNR-054	Springtree Lakes Drive Bicycle Lanes	Bicycle Pedestrian Infrastructure	Design	RANK		\$2,000,000
292	Oakland Park	OAKL-016	NE 13th Avenue Sidewalk Network Improvements	Bicycle Pedestrian Infrastructure	Design	RANK		\$4,590,000
293	Sunrise	SUNR-021	Oakland Park/Pine Island-Intersection	Bicycle Pedestrian Infrastructure	Design	RANK		\$5,000,000
294	Miramar	MIRA-007	County Line Road Expansion From Flamingo Road To Road Road	Capacity Increase, Widening	Design	RANK		\$15,000,000
295	Pembroke Park	PPRK-011	Mast Arm HB Blvd/SW. 48th Avenue	Resiliency Improvements	Design	RANK		\$300,000
296	Lauderhill	LHIL-013	Speed Humps	Traffic Circle, Speed Tables, Intersection Improvement	NA	SWAP		\$1,000,000
297	Tamarac	TAMA-006	Public Transportation Hub (2)	Transit	Planning	HOLD		\$6,000,000
298	Weston	WEST-305	Saddle Club Road Bike Lanes	Bicycle Pedestrian Infrastructure	Design	RANK		\$1,700,000

Municipal Surtax Capital Projects Priorities (Fiscal Year 2020)

Broward MPO Surtax Services

Project Ranking	Municipality	Project Number	Project Name	Work Mix	Phase	Fiscal Year 2020 Recommendation	Surtax Plan Estimate	Recommended Phase Funding
299	Fort Lauderdale	FORT-135	Safety Improvements: SW 9th Ave	Traffic Circle, Speed Tables, Intersection Improvement	Planning	RANK	\$2,500,000	
300	Fort Lauderdale	FORT-136	Safety Improvements: SW 15th Ave	Bicycle Pedestrian Infrastructure	Planning	RANK	\$2,500,000	
301	Parkland	PARK-010	Construction Of Bike Lanes On Holmberg Road	Bicycle Pedestrian Infrastructure	NA	SWAP	\$600,000	
302	Wilton Manors	WILT-008	Transit Connectivity	Bicycle Pedestrian Infrastructure	Planning	RANK	\$8,000,000	
303	Lauderdale Lakes	LLAK-007	The C13 Bridge Connecting The Northgate Community	Capacity Increase, Widening	Design	RANK	\$1,000,000	
304	Miramar	MIRA-016	Bass Creek Road Expansion From SW 172nd Avenue To SW 184th Avenue	Capacity Increase, Widening	Design	RANK	\$20,000,000	
305	Fort Lauderdale	FORT-132	Safety Improvements: Breakers Avenue Pedestrian Priority Street Phase II	Bicycle Pedestrian Infrastructure	Construction	RANK	\$3,000,000	
306	Fort Lauderdale	FORT-133	Safety Improvements: Breakers Avenue Pedestrian Priority Street Phase III	Bicycle Pedestrian Infrastructure	Construction	RANK	\$3,000,000	
307	Fort Lauderdale	FORT-131	Safety Improvements: Breakers Avenue Pedestrian Priority Street Phase I	Bicycle Pedestrian Infrastructure	Construction	RANK	\$3,000,000	
308	Coconut Creek	COCO-025	Traffic Calming Devices	Traffic Circle, Speed Tables, Intersection Improvement	Planning	RANK	\$1,500,000	
309	Lauderdale-by-the-Sea	LSEA-009	Drainage Projects	Resiliency Improvements	NA	HOLD	\$1,000,000	
310	Pembroke Park	PPRK-009	Dale Village Storm Water Connection	Resiliency Improvements	Design	RANK	\$275,000	
311	Pembroke Park	PPRK-003	Park Road Paving Drainage Improvements	Resiliency Improvements	Design	RANK	\$1,875,000	
312	Davie	DAVI-006	Oakes Rd Expansion	Capacity Increase, Widening	NA	SWAP	\$1,000,000	
313	Weston	WEST-188	Glades Parkway Roadway Improvements	Bicycle Pedestrian Infrastructure	Design	RANK	\$180,000	
314	Davie	DAVI-009	SW 136 Ave / SW 14 Street Intersection	Traffic Circle, Speed Tables, Intersection Improvement	Design	RANK	\$350,000	
315	Miramar	MIRA-031	Bass Creek Road Bike Lane	Bicycle Pedestrian Infrastructure	NA	SWAP	\$800,000	
316	Fort Lauderdale	FORT-058	Sale Routes To School: Our Lady Queen Of Marys	Bicycle Pedestrian Infrastructure	Design	RANK	\$200,000	
317	Sunrise	SUNR-053	NE 50th Street Bicycle Lanes	Bicycle Pedestrian Infrastructure	Design	RANK	\$1,000,000	
318	Sunrise	SUNR-058	NW 94th Avenue Bicycle Lanes	Bicycle Pedestrian Infrastructure	Design	RANK	\$2,550,000	
319	Deerfield Beach	DEER-009	ATA Complete Streets Improvements	Bicycle Pedestrian Infrastructure	NA	RANK	\$400,000	
320	Oakland Park	OAKL-024	NW 10 Ave Corridor Improvements	Bicycle Pedestrian Infrastructure	NA	SWAP	\$1,850,000	
321	Hallandale Beach	HALL-010	Church Drive Complete Street Project	Bicycle Pedestrian Infrastructure	Design	RANK	\$1,100,000	
322	Fort Lauderdale	FORT-121	Safety Improvements: Birch Rd Mobility Improvements	Bicycle Pedestrian Infrastructure	Design	RANK	\$1,200,000	
323	Oakland Park	OAKL-003	NE 34 Ct Complete Streets	Bicycle Pedestrian Infrastructure	Design	RANK	\$2,605,200	
324	Sunrise	SUNR-016	Sunset Strip Entrance Improvements	Landscaping, Hardscape, Signage, Lighting	Design	RANK	\$3,000,000	
325	Sunrise	SUNR-071	Sawgrass Expressway Greenway	Bicycle Pedestrian Infrastructure	Planning	RANK	\$5,000,000	
326	Hallandale Beach	HALL-009	Diana Drive Extension Project	Bicycle Pedestrian Infrastructure	Design	RANK	\$900,000	
327	Hallandale Beach	HALL-008	Diana Drive Complete Street Project	Bicycle Pedestrian Infrastructure	NA	RANK	\$2,500,000	
328	Coconut Creek	COCO-010	Pedestrian Lighting Throughout City Including Residential Areas	Landscaping, Hardscape, Signage, Lighting	Design	RANK	\$600,000	

Municipal Surtax Capital Projects Priorities (Fiscal Year 2020)

Broward MPO Surtax Services

Project Ranking	Municipality	Project Number	Project Name	Work Mix	Phase	Fiscal Year 2020 Recommendation	Surtax Plan Estimate	Recommended Phase Funding
329	Coconut Creek	COCO-009	Pedestrian Sidewalk Lighting For Trails And Greenways Throughout The City	Landscaping, Hardscape, Signage, Lighting	Design	RANK	\$2,000,000	
330	Pompano Beach	POMP-012	Riverside Dr And NE 14th Street Causeway Stormwater Improvements	Resiliency Improvements	Design	RANK	\$2,347,387	
331	Oakland Park	OAKL-019	Central Parking Structure For Downtown Coastal Link Station	Capacity Increase, Widening	Design	RANK	\$6,500,000	
332	Pembroke Pines	PPIN-037	Construction Of 2038th Ave Road	Capacity Increase, Widening	Planning	RANK	\$2,100,000	
333	Lauderhill	LHIL-017	Gateway Improvements	Landscaping, Hardscape, Signage, Lighting	NA	SWAP	\$500,000	
334	Margate	MARG-021	Traffic Calming Circle	Traffic Circle, Speed Tables, Intersection Improvement	Design	SWAP	\$500,000	
335	Weston	WEST-311	Vista Park Blvd. RRR	Bicycle Pedestrian Infrastructure	Design	RANK	\$800,000	
336	Weston	WEST-195	Saddle Club Road Roadway Improvements	Bicycle Pedestrian Infrastructure	Design	RANK	\$980,000	
337	Weston	WEST-196	Saddle Club Road Roadway Improvements	Bicycle Pedestrian Infrastructure	Design	RANK	\$1,210,000	
338	Coconut Creek	COCO-012	Cullum Road Expansion	Capacity Increase, Widening	Design	RANK	\$2,399,000	
339	Coconut Creek	COCO-011	Banks Road Construction	Capacity Increase, Widening	Design	RANK	\$3,400,000	
340	Sunrise	SUNR-031	East Sunrise Master Plan Improvements	Landscaping, Hardscape, Signage, Lighting	NA	RANK	\$10,000,000	
341	Pembroke Pines	PPIN-033	Widening Sheridan (196th To Us 27)	Capacity Increase, Widening	Design	RANK	\$6,900,000	
342	Weston	WEST-222	Intersection Improvements Mandalee	Traffic Circle, Speed Tables, Intersection Improvement	Design	RANK	\$440,000	
343	Davie	DAVI-005	Hiatus Rd Improvements	Bicycle Pedestrian Infrastructure	Design	RANK	\$500,000	
344	Miramar	MIRA-035	Pembroke Road Bike Lane	Bicycle Pedestrian Infrastructure	NA	SWAP	\$1,500,000	
345	Sunrise	SUNR-069	New River Circle Bicycle Lanes	Bicycle Pedestrian Infrastructure	Design	RANK	\$2,000,000	
346	Pembroke Park	PPRK-007	John P. Lyons Ln Stormwater Improvements	Resiliency Improvements	Design	RANK	\$700,000	
347	Pembroke Pines	PPIN-034	Widening Stirling rd. (196th To US 27)	Capacity Increase, Widening	Design	RANK	\$6,900,000	
348	Pembroke Pines	PPIN-031	Pembroke Road Extension To US 27	Capacity Increase, Widening	Design	RANK	\$12,500,000	
349	Margate	MARG-022	Traffic Calming Circle	Traffic Circle, Speed Tables, Intersection Improvement	Design	SWAP	\$500,000	
350	Sunrise	SUNR-013	NW 29th Manor Traffic Calming	Traffic Circle, Speed Tables, Intersection Improvement	Design	RANK	\$500,000	
351	Cooper City	COOP-031	Traffic Calming And Streetscape	Bicycle Pedestrian Infrastructure	Design	RANK	\$800,000	
352	Sunrise	SUNR-030	Pump Station No. 8 Improvements	Resiliency Improvements	Design	RANK	\$10,000,000	
353	Weston	WEST-290	Bonaventure Stormwater Improvement	Resiliency Improvements	Design	RANK	\$440,000	
354	Pompano Beach	POMP-015	US 1 And NE 14th Street Causeway Stormwater Improvements Project	Resiliency Improvements	Construction	RANK	\$2,344,555	
355	Oakland Park	OAKL-018	Mainstreet Drainage	Resiliency Improvements	Design	RANK	\$300,000	
356	Weston	WEST-194	Manatee Isles Drive (36 St) Cul-De-Sac	Traffic Circle, Speed Tables, Intersection Improvement	Design	RANK	\$275,000	
357	Coconut Creek	COCO-013	Cullum Road Signal	Signal Enhancement	Design	RANK	\$600,000	
358	Davie	DAVI-007	Orange Dr Corridor Enhancements	Capacity Increase, Widening	Design	RANK	\$1,000,000	

Municipal Surtax Capital Projects Priorities (Fiscal Year 2020)

Broward MPO Surtax Services

Project Ranking	Municipality	Project Number	Project Name	Work Mix	Phase	Fiscal Year 2020 Recommendation	Surtax Plan Estimate	Recommended Phase Funding
359	Parkland	PARK-006	Traffic Light - Parkside Drive And Lox Road	Signal Enhancement	NA	SWAP	\$500,000	
360	Parkland	PARK-004	Street Lighting - Pine Island Road	Landscaping, Hardscap, Signage, Lighting	NA	HOLD	\$500,000	
361	Parkland	PARK-003	Street Lighting - Hillsboro Boulevard	Landscaping, Hardscap, Signage, Lighting	NA	HOLD	\$1,500,000	
362	Weston	WEST-289	Bonaventure Stormwater Improvement	Resiliency Improvements	Design	RANK	\$440,000	
363	Davie	DAVI-013	Flamingo Rd / SW 26 St Intersection	Signal Enhancement	Design	RANK	\$750,000	
364	Weston	WEST-301	Racquet Club Rd & Bluff Blvd Roundabout	Traffic Circle, Speed Tables, Intersection Improvement	Design	RANK	\$400,000	
365	Davie	DAVI-010	SW 135 Ave / SW 26 Street Intersection	Traffic Circle, Speed Tables, Intersection Improvement	Design	RANK	\$500,000	
366	Southwest Ranches	SWRA-024	Drainage Project: SW 62nd Street	Resiliency Improvements	Design	RANK	\$70,000	
367	Southwest Ranches	SWRA-025	Drainage Project: SW 58th Court	Resiliency Improvements	Design	RANK	\$70,000	
368	Parkland	PARK-005	Traffic Light - Hillsboro Boulevard And Nob Hill Road	Signal Enhancement	NA	SWAP	\$500,000	
369	Southwest Ranches	SWRA-031	Drainage Project: SW 54th Street Interconnect	Resiliency Improvements	Design	RANK	\$138,000	
370	Southwest Ranches	SWRA-036	Drainage Project: Frontier Trails	Resiliency Improvements	Design	RANK	\$1,000,000	
371	Southwest Ranches	SWRA-033	Drainage Project: SW 49Th Court and 202 Avenue	Resiliency Improvements	Planning	RANK	\$135,000	
372	Pompano Beach	POMP-010	Palm Aire Lakes Access Roadway Project	Capacity Increase, Widening	Planning	RANK	\$485,244	
373	Wilton Manors	WILT-016	Parking Structure	Capacity Increase, Widening	NA	SWAP	\$0	
374	Pompano Beach	POMP-005	Innovation District Infrastructure Improvements Project	Capacity Increase, Widening	NA	RANK	\$76,272,162	
375	Hallandale Beach	HALL-004	Replacing Existing Damaged Sidewalk	Bicycle Pedestrian Infrastructure	Design	RANK	\$400,000	
376	Wilton Manors	WILT-001	Sidewalk Connectivity	Bicycle Pedestrian Infrastructure	Design	RANK	\$1,200,000	
377	Fort Lauderdale	FORT-118	Safety Improvements: Sailboat Bend Traffic Mitigation	Bicycle Pedestrian Infrastructure	Planning	RANK	\$271,925	
378	Fort Lauderdale	FORT-144	Safety Project: Coral Ridge C.C. Estates Mobility Master Plan Implementation	Bicycle Pedestrian Infrastructure	Planning	RANK	\$500,000	
379	Fort Lauderdale	FORT-146	Safety Project: Palm Aire Village West Mobility Master Plan Implementation	Bicycle Pedestrian Infrastructure	Planning	RANK	\$500,000	
380	Fort Lauderdale	FORT-143	Safety Improvements: Shady Banks Mobility Master Plan Improvements	Bicycle Pedestrian Infrastructure	Planning	RANK	\$500,000	
381	Fort Lauderdale	FORT-145	Safety Improvements: Twin Lakes North Mobility Master Plan Implementation	Bicycle Pedestrian Infrastructure	Planning	RANK	\$500,000	
382	Fort Lauderdale	FORT-140	Safety Improvements: Lake Ridge Mobility Master Plan Implementation	Bicycle Pedestrian Infrastructure	Planning	RANK	\$500,000	
383	Fort Lauderdale	FORT-141	Safety Improvements: Tarpon River Mobility Master Plan Improvements	Bicycle Pedestrian Infrastructure	Planning	RANK	\$500,000	
384	Oakland Park	OAKL-006	Multi-Modal Mobility Plan	Bicycle Pedestrian Infrastructure	Planning	RANK	\$500,000	
385	Hollywood	HOLL-005	Transportation/Traffic Calming - Dist. 4	Bicycle Pedestrian Infrastructure	Planning	RANK	\$833,333	
386	Hollywood	HOLL-057	Transportation/Traffic Calming - Dist. 6	Bicycle Pedestrian Infrastructure	Planning	RANK	\$833,333	
387	Hollywood	HOLL-052	Transportation/Traffic Calming - Dist. 1	Bicycle Pedestrian Infrastructure	Planning	RANK	\$833,333	
388	Hollywood	HOLL-053	Transportation/Traffic Calming - Dist. 2	Bicycle Pedestrian Infrastructure	Planning	RANK	\$833,333	

Municipal Surtax Capital Projects Priorities (Fiscal Year 2020)

Broward MPO Surtax Services

Project Ranking	Municipality	Project Number	Project Name	Work Mix	Phase	Fiscal Year 2020 Recommendation	Surfax Plan Estimate	Recommended Phase Funding
388	Hollywood	HOLL-064	Transportation/Traffic Calming - Dist. 3	Bicycle Pedestrian Infrastructure	Planning	RANK	\$833,333	
390	Lauderdale Lakes	LLAX-019	Citywide Bike Lanes & Pedestrian Safety Improvements Project	Bicycle Pedestrian Infrastructure	Planning	RANK	\$1,500,000	
391	Fort Lauderdale	FORT-126	Safety Improvements: Beach Traffic Management Plan Execution	Bicycle Pedestrian Infrastructure	Planning	RANK	\$2,300,000	
392	Fort Lauderdale	FORT-125	Safety Improvements: SE 17th Street Mobility plan Improvements	Bicycle Pedestrian Infrastructure	Planning	RANK	\$2,691,000	
393	Tamarac	TAMA-004	Sidewalk Program	Bicycle Pedestrian Infrastructure	Planning	RANK	\$3,750,000	
394	Fort Lauderdale	FORT-103	Sidewalks: Ada Sidewalk Installation & Replacement	Bicycle Pedestrian Infrastructure	Planning	RANK	\$5,000,000	
395	Fort Lauderdale	FORT-102	Sidewalks: American Disability Act (ADA) Improvements	Bicycle Pedestrian Infrastructure	Planning	RANK	\$5,000,000	
396	Oakland Park	OAKL-022	North Andrews Gardens Corridor Improvements	Bicycle Pedestrian Infrastructure	Planning	RANK	\$7,604,532	
397	Lauderdale-by-the-Sea	LSEA-019	Neighborhood Sidewalks	Bicycle Pedestrian Infrastructure	NA	HOLD	\$50,000	
398	Lauderdale-by-the-Sea	LSEA-020	Neighborhood Sidewalks	Bicycle Pedestrian Infrastructure	NA	HOLD	\$50,000	
399	Lauderdale-by-the-Sea	LSEA-021	Neighborhood Sidewalks	Bicycle Pedestrian Infrastructure	NA	HOLD	\$50,000	
400	Lauderdale-by-the-Sea	LSEA-022	Neighborhood Sidewalks	Bicycle Pedestrian Infrastructure	NA	HOLD	\$50,000	
401	Lauderdale-by-the-Sea	LSEA-023	Neighborhood Sidewalks	Bicycle Pedestrian Infrastructure	NA	HOLD	\$50,000	
402	Lauderdale-by-the-Sea	LSEA-024	Neighborhood Sidewalks	Bicycle Pedestrian Infrastructure	NA	HOLD	\$50,000	
403	Lauderdale-by-the-Sea	LSEA-033	A1A Crosswalk	Bicycle Pedestrian Infrastructure	NA	HOLD	\$400,000	
404	Margate	MARG-020	Sidewalk Additions (Various)	Bicycle Pedestrian Infrastructure	NA	SWAP	\$500,000	
405	Miramar	MIRA-059	Miramar Parkway Streetscape (SW 64 To SW 63)	Bicycle Pedestrian Infrastructure	NA	SWAP	\$1,526,870	
406	Tamarac	TAMA-020	School Zones	Bicycle Pedestrian Infrastructure	NA	HOLD	\$4,000,000	
407	Hallandale Beach	HALL-025	Community Bus Fleet Trolley Modernization	Transit	Design	RANK	\$600,000	
408	Miramar	MIRA-082	Bus Stop Improvements	Transit	Design	RANK	\$1,150,400	
409	Wilton Manors	WILT-011	Community Bus	Transit	NA	HOLD	\$0	
410	Lauderdale-by-the-Sea	LSEA-031	Transportation Service	Transit	NA	HOLD	\$200,000	
411	Cooper City	COOP-048	Bus Shelters	Transit	NA	SWAP	\$400,000	
412	Weston	WEST-186	Bus Stop Improvements	Transit	NA	SWAP	\$700,000	
413	Hallandale Beach	HALL-024	Community Bus Service	Transit	NA	SWAP	\$2,200,000	
414	Sunrise	SUNR-015	Transit And Shuttle Bus Infrastructure	Transit	NA	RANK	\$3,000,000	
415	Tamarac	TAMA-007	Bus Shelters/Crosswalks/Traffic Lights	Transit	NA	HOLD	\$5,000,000	
416	Tamarac	TAMA-022	Rapid Bus System On Seagrass	Transit	NA	HOLD	\$15,000,000	
417	Fort Lauderdale	FORT-142	Safety Improvements: Victoria Park Master Plan Improvements	Traffic Circle, Speed Tables, Intersection Improvement	Design	RANK	\$500,000	
418	Weston	WEST-189	Glades Parkway Roadway Improvements	Traffic Circle, Speed Tables, Intersection Improvement	Design	RANK	\$1,800,000	

Municipal Surtax Capital Projects Priorities (Fiscal Year 2020)

Broward MPO Surtax Services

Project Ranking	Municipality	Project Number	Project Name	Work Mix	Phase	Fiscal Year 2020 Recommendation	Surtax Plan Estimate	Recommended Phase Funding
419	West Park	WPRK-011	Neighborhood Traffic Calming Improvement Area	Traffic Circle, Speed Tables, Intersection Improvement	Design	RANK	\$2,500,000	
420	West Park	WPRK-012	Neighborhood Traffic Calming Improvement Area	Traffic Circle, Speed Tables, Intersection Improvement	Design	RANK	\$2,500,000	
421	Weston	WEST-183	Bonaventure Local Roadways	Traffic Circle, Speed Tables, Intersection Improvement	Design	RANK	\$2,857,600	
422	Fort Lauderdale	FORT-116	Safety Improvements: Neighborhood Traffic Calming - Quiet Requests	Traffic Circle, Speed Tables, Intersection Improvement	Planning	RANK	\$3,000,000	
423	Margate	MARG-001	Colonial Drive Improvements	Traffic Circle, Speed Tables, Intersection Improvement	NA	SWAP	\$40,000	
424	Fort Lauderdale	FORT-111	Safety Improvements: Andrews Ave	Traffic Circle, Speed Tables, Intersection Improvement	NA	SWAP	\$525,000	
425	Lauderhill	LHIL-012	Roundabout Construction Program	Traffic Circle, Speed Tables, Intersection Improvement	NA	SWAP	\$1,500,000	
426	Tamarac	TAMA-005	Corridor Improvements	Landscaping, Hardscape, Signage, Lighting	Construction	RANK	\$15,000,000	
427	Fort Lauderdale	FORT-105	Sidewalks: Shade Trees	Landscaping, Hardscape, Signage, Lighting	Planning	RANK	\$500,000	
428	Hollywood	HOLL-039	Neighborhood Improvements - Dist. 1	Landscaping, Hardscape, Signage, Lighting	Planning	RANK	\$2,500,000	
429	Hollywood	HOLL-040	Neighborhood Improvements - Dist. 2	Landscaping, Hardscape, Signage, Lighting	Planning	RANK	\$2,500,000	
430	Hollywood	HOLL-043	Neighborhood Improvements - Dist. 5	Landscaping, Hardscape, Signage, Lighting	Planning	RANK	\$2,500,000	
431	Hollywood	HOLL-044	Neighborhood Improvements - Dist. 6	Landscaping, Hardscape, Signage, Lighting	Planning	RANK	\$2,500,000	
432	Hollywood	HOLL-041	Neighborhood Improvements - Dist. 3	Landscaping, Hardscape, Signage, Lighting	Planning	RANK	\$2,500,000	
433	Hollywood	HOLL-042	Neighborhood Improvements - Dist. 4	Landscaping, Hardscape, Signage, Lighting	Planning	RANK	\$2,500,000	
434	Fort Lauderdale	FORT-156	Safety Improvements: Annual NCIP/BCIP	Landscaping, Hardscape, Signage, Lighting	Planning	RANK	\$5,000,000	
435	Lauderdale Lakes	LLAK-014	Citywide Infrastructure Improvements	Landscaping, Hardscape, Signage, Lighting	NA	HOLD	\$3,000,000	
436	Pembroke Pines	PPIN-022	City Wide Streetscape	Landscaping, Hardscape, Signage, Lighting	NA	SWAP	\$4,720,000	
437	Sunrise	SUNR-034	Median Improvements (Citywide)	Landscaping, Hardscape, Signage, Lighting	Design	RANK	\$5,000,000	
438	Miramar	MIRA-041	Historic Miramar Drainage Improvements - Phase IV	Resiliency Improvements	Construction	RANK	\$7,500,000	
439	Hollywood	HOLL-065	Industrial Park And Corridor Improvements	Capacity Increase, Widening	Design	RANK	\$5,000,000	
440	Miramar	MIRA-042	Historic Miramar Drainage Improvements - Phase V	Resiliency Improvements	Design	RANK	\$5,000,000	
441	Miramar	MIRA-043	Historic Miramar Drainage Improvements - Phase VI	Resiliency Improvements	Design	RANK	\$28,500,000	
442	Fort Lauderdale	FORT-193	Roadway Improvements: US 1	Capacity Increase, Widening	NA	SWAP	\$4,000,000	
443	Fort Lauderdale	FORT-064	School Zone Safety Improvements: Pine Crest Private School	Bicycle Pedestrian Infrastructure	NA	SWAP	\$160,000	
444	Coconut Creek	COCO-023	Complete Streets Crosswalks on Lyons Rd	Bicycle Pedestrian Infrastructure	NA	SWAP	\$433,000	
445	Miramar	MIRA-056	Historic Downtown Revitalization	Bicycle Pedestrian Infrastructure	NA	SWAP	\$500,000	
446	West Park	WPRK-013	Purchase of a Trolley For Community Bus Services	Transit	NA	MOVED	\$100,000	
447	Coconut Creek	COCO-005	Mainstreet Circulator	Transit	NA	HOLD	\$200,000	
448	Lauderhill	LHIL-003	Bus Transportation Vehicle Replacements	Transit	NA	SWAP	\$330,000	

Municipal Surtax Capital Projects Priorities (Fiscal Year 2020)

Broward MPO Surtax Services

Project Ranking	Municipality	Project Number	Project Name	Work Mix	Phase	Fiscal Year 2020 Recommendation	Surtax Plan Estimate	Recommended Phase Funding
449	Hollywood	HOLL-062	Community Shuttle Buses	Transit	NA	MOVED	\$5,000,000	
450	Coral Springs	CORA-116	Expand Community Bus Service	Transit	NA	MOVED	\$9,000,000	
451	Sunrise	SUNR-027	Various Traffic Calming - Zone B	Traffic Circle, Speed Tables, Intersection Improvement	Design	RANK	\$500,000	
452	Sunrise	SUNR-026	Various Traffic Calming - Zone A	Traffic Circle, Speed Tables, Intersection Improvement	Planning	RANK	\$500,000	
453	Sunrise	SUNR-028	Various Traffic Calming - Zone C	Traffic Circle, Speed Tables, Intersection Improvement	Planning	RANK	\$500,000	
454	Sunrise	SUNR-029	Various Traffic Calming - Zone D	Traffic Circle, Speed Tables, Intersection Improvement	Planning	RANK	\$500,000	
455	Fort Lauderdale	FORT-119	Safety Improvements: Neighborhood Traffic Calming	Traffic Circle, Speed Tables, Intersection Improvement	Planning	RANK	\$3,000,000	
456	Fort Lauderdale	FORT-157	Safety Improvements: SW 31 Ave	Traffic Circle, Speed Tables, Intersection Improvement	NA	SWAP	\$45,000	
457	Lauderdale-by-the-Sea	LSEA-030	Traffic Calming	Traffic Circle, Speed Tables, Intersection Improvement	NA	HOLD	\$125,000	
458	Lauderdale-by-the-Sea	LSEA-029	Traffic Calming	Traffic Circle, Speed Tables, Intersection Improvement	NA	HOLD	\$125,000	
459	Lauderdale-by-the-Sea	LSEA-025	Traffic Calming	Traffic Circle, Speed Tables, Intersection Improvement	NA	HOLD	\$125,000	
460	Lauderdale-by-the-Sea	LSEA-026	Traffic Calming	Traffic Circle, Speed Tables, Intersection Improvement	NA	HOLD	\$125,000	
461	Lauderdale-by-the-Sea	LSEA-027	Traffic Calming	Traffic Circle, Speed Tables, Intersection Improvement	NA	HOLD	\$125,000	
462	Lauderdale-by-the-Sea	LSEA-023	Traffic Calming	Traffic Circle, Speed Tables, Intersection Improvement	NA	HOLD	\$125,000	
463	Lauderdale-by-the-Sea	LSEA-034	Traffic Safety Devices	Traffic Circle, Speed Tables, Intersection Improvement	NA	HOLD	\$700,000	
464	Lauderdale-by-the-Sea	LSEA-037	A1A Median Safety	Traffic Circle, Speed Tables, Intersection Improvement	NA	HOLD	\$1,000,000	
465	Fort Lauderdale	FORT-129	Safety Project: SE 17th St - US 1 To SW 4th Ave Mobility Improvements	Traffic Circle, Speed Tables, Intersection Improvement	NA	SWAP	\$2,500,000	
466	Plantation	PLAN-005	Adaptive Signal Coordination with Broward County	Signal Enhancement	NA	SWAP	\$0	
467	Hallandale Beach	HALL-013	Hallandale Beach Blvd, US 1, Pembroke Rd & A1A Adaptive Signalization	Signal Enhancement	NA	SWAP	\$780,000	
468	Plantation	PLAN-003	Adaptive Signal Coordination With Broward County	Signal Enhancement	NA	SWAP	\$1,112,750	
469	Tamarac	TAMA-016	Adaptive Traffic Control Devices And Traffic Signalization	Signal Enhancement	NA	RANK	\$15,000,000	
470	Fort Lauderdale	FORT-130	Safety Improvements: Downtown Wayfinding & Info Signage	Landscaping, Hardscapes, Signage, Lighting	Design	RANK	\$280,411	
471	Fort Lauderdale	FORT-176	Street Lighting : Annual New Lighting Infrastructure	Landscaping, Hardscapes, Signage, Lighting	Design	RANK	\$10,000,000	
472	Fort Lauderdale	FORT-195	Roadway Improvements: Median Beautification - Entryway Signs	Landscaping, Hardscapes, Signage, Lighting	Planning	RANK	\$145,349	
473	Sunrise	SUNR-007	Street & Pedestrian Lighting - Zone C	Landscaping, Hardscapes, Signage, Lighting	Planning	RANK	\$500,000	
474	Sunrise	SUNR-008	Street & Pedestrian Lighting - Zone D	Landscaping, Hardscapes, Signage, Lighting	Planning	RANK	\$500,000	
475	Sunrise	SUNR-005	Street & Pedestrian Lighting - Zone A	Landscaping, Hardscapes, Signage, Lighting	Planning	RANK	\$500,000	
476	Sunrise	SUNR-006	Street & Pedestrian Lighting - Zone B	Landscaping, Hardscapes, Signage, Lighting	Planning	RANK	\$500,000	
477	Hollywood	HOLL-063	Industrial Park And Corridor Improvements	Landscaping, Hardscapes, Signage, Lighting	Planning	RANK	\$5,000,000	
478	Tamarac	TAMA-011	Median And Street Landscaping	Landscaping, Hardscapes, Signage, Lighting	Planning	RANK	\$12,000,000	

Municipal Surtax Capital Projects Priorities (Fiscal Year 2020)

Broward MPO Surtax Services

Project Ranking	Municipality	Project Number	Project Name	Work Mix	Phase	Fiscal Year 2020 Recommendation	Surtax Plan Estimate	Recommended Phase Funding
479	Fort Lauderdale	FORT-175	Street Lighting - Annual Lighting Retrofit Program	Landscaping, Hardscapes, Signage, Lighting	Planning	RANK	\$15,000,000	
480	Tamarac	TAMA-023	Corridor Improvements	Landscaping, Hardscapes, Signage, Lighting	Planning	RANK	\$15,000,000	
481	Weston	WEST-310	Indian Trace Street Lighting Improvements	Landscaping, Hardscapes, Signage, Lighting	Planning	RANK	\$15,000,000	
482	Lauderdale-by-the-Sea	LSEA-014	Neighborhood Street Lighting	Landscaping, Hardscapes, Signage, Lighting	NA	HOLD	\$60,000	
483	Lauderdale-by-the-Sea	LSEA-013	Neighborhood Street Lighting	Landscaping, Hardscapes, Signage, Lighting	NA	HOLD	\$60,000	
484	Lauderdale-by-the-Sea	LSEA-015	Neighborhood Street Lighting	Landscaping, Hardscapes, Signage, Lighting	NA	HOLD	\$60,000	
485	Lauderdale-by-the-Sea	LSEA-016	Neighborhood Street Lighting	Landscaping, Hardscapes, Signage, Lighting	NA	HOLD	\$60,000	
486	Lauderdale-by-the-Sea	LSEA-017	Neighborhood Street Lighting	Landscaping, Hardscapes, Signage, Lighting	NA	HOLD	\$60,000	
487	Lauderdale-by-the-Sea	LSEA-018	Neighborhood Street Lighting	Landscaping, Hardscapes, Signage, Lighting	NA	HOLD	\$60,000	
488	Lauderdale-by-the-Sea	LSEA-036	Parking Guidance	Landscaping, Hardscapes, Signage, Lighting	NA	HOLD	\$60,000	
489	Weston	WEST-309	Indian Trace Street Lighting Improvements	Landscaping, Hardscapes, Signage, Lighting	NA	HOLD	\$1,000,000	
490	Lauderhill	LHIL-006	Privacy Walls	Landscaping, Hardscapes, Signage, Lighting	NA	SWAP	\$1,500,000	
491	Pembroke Pines	PPIN-023	City Wide Landscaping - Medians & Swales	Landscaping, Hardscapes, Signage, Lighting	NA	SWAP	\$1,600,000	
492	Weston	WEST-260	Culvert Improvements	Landscaping, Hardscapes, Signage, Lighting	NA	SWAP	\$8,000,000	
493	Weston	WEST-261	Culvert Improvements	Resiliency Improvements	Design	RANK	\$2,000,000	
494	Wilton Manors	WILT-010	Storm Sewer Line Infrastructure	Resiliency Improvements	Design	RANK	\$2,000,000	
495	Hollywood	HOLL-152	Environmental Resiliency - Dist. 1	Resiliency Improvements	Design	RANK	\$4,300,000	
496	Hollywood	HOLL-154	Environmental Resiliency - Dist. 3	Resiliency Improvements	Planning	RANK	\$1,666,667	
497	Hollywood	HOLL-155	Environmental Resiliency - Dist. 4	Resiliency Improvements	Planning	RANK	\$1,666,667	
498	Hollywood	HOLL-156	Environmental Resiliency - Dist. 5	Resiliency Improvements	Planning	RANK	\$1,666,667	
499	Hollywood	HOLL-157	Environmental Resiliency - Dist. 6	Resiliency Improvements	Planning	RANK	\$1,666,667	
500	Fort Lauderdale	FORT-174	Street Lighting - High Mast Lighting System	Resiliency Improvements	Planning	RANK	\$1,666,667	
501	Lauderdale-by-the-Sea	LSEA-008	Drainage Projects	Resiliency Improvements	NA	RANK	\$150,000	
502	Lauderdale-by-the-Sea	LSEA-010	Drainage Projects	Resiliency Improvements	NA	HOLD	\$1,000,000	
503	Lauderdale-by-the-Sea	LSEA-011	Drainage Projects	Resiliency Improvements	NA	HOLD	\$1,000,000	
504	Lauderdale-by-the-Sea	LSEA-012	Drainage Projects	Resiliency Improvements	NA	HOLD	\$1,000,000	
505	Lauderdale-by-the-Sea	LSEA-007	Drainage Projects	Resiliency Improvements	NA	HOLD	\$1,000,000	
506	Pembroke Pines	PPIN-036	City Wide Signal Conversion To Mast Arms	Resiliency Improvements	NA	HOLD	\$1,900,000	
507	Fort Lauderdale	FORT-062	Fiber Optic Cables: North Shoppes District	Fiber	NA	SWAP	\$18,450,000	
508	Tamarac	TAMA-013	Fiber Optics	Fiber	NA	SWAP	\$350,000	
					NA	RANK	\$3,000,000	

Municipal Surtax Capital Projects Priorities (Fiscal Year 2020)

Broward MPO Surtax Services

Project Ranking	Municipality	Project Number	Project Name	Work Mix	Phase	Fiscal Year 2020 Recommendation	Surtax Plan Estimate	Recommended Phase Funding
509	Tamarac	TAMA-017	Fiber Optics	Fiber	NA	HOLD	\$12,000,000	
510	Wilton Manors	WILT-004	Fiber Optic Installation	Fiber	NA	RANK	\$18,000,000	



RANK Projects requested by municipalities to be ranked for funding.
HOLD Projects requested by municipalities to be put on hold from funding for various reasons.
SWAP Projects requested by municipalities to be swapped out in February 2021.
YEAR 1 Projects that are recommended for funding in Fiscal Year 2020.

Notes:

- (1) The Municipal Surtax Capital Projects Priorities (Fiscal Year 2020) was developed by the Broward MPO Surtax Services in partnership with the municipalities in Broward County. All project information was provided by the municipalities.
- (2) All projects were provided by Broward County and were contained in the Surtax Plan approved by the voters in November 2018.
- (3) The Municipal Surtax Capital Projects Priorities (Fiscal Year 2020), consistent with the Surtax Ordinance, the Tri-Party Interlocal Agreement, and Bi-Party Interlocal Agreement, is the output of the data-driven ranking tool utilizing the evaluation criteria, point distribution, and program readiness approach established in coordination with the municipalities.
- (4) Projects with numbers that include "x" reflect multi-part projects.
- (5) As directed by Broward County, the following percentages are used to calculate the recommended phase funding since the projects in the Surtax Plan are assumed to be the total cost of the required phase(s) to complete the project:
 - Planning: 3% of the total cost of the project in the Surtax Plan.
 - Design: 12% of the total cost of the project in the Surtax Plan.
 - Construction (includes CEI): 85% of the total cost of the project in the Surtax Plan.
 - Right-of-way phase costs are project specific.
- (6) The Broward MPO Surtax Services selected the Cycle 1 (Fiscal Year 2020) funding goal of \$70 - \$80 million of the total \$120 million available [30-Year Surtax Financial Plan] since the County did not provide specific guidance. This goal was selected to allow for adequate funds for Community Shuttle Bus and Rehabilitation and Maintenance projects to be funded by the County.

EXHIBIT A-1

Chart 1 and Chart 2 below list the Cycle 1 Ranked Projects that were withdrawn, deferred, or deemed ineligible and therefore not included in the FY2020 Approved Projects.

Chart 1 – Withdrawn or Deferred MCPs

The Cycle 1 Ranked Projects in the table below were withdrawn or deferred at the request of the respective Municipalities.

Ranking	Project Number	Municipality	Comments
#10	LLAK-003	Lauderdale Lakes	Withdrawn/Deferred at City's request
#18	PPRK-002	Pembroke Park	Withdrawn/Deferred at City's request
#70	POMP-011	Pompano Beach	Withdrawn/Deferred at City's request
#72	COCO-020	Coconut Creek	Withdrawn/Deferred at City's request
#79	PPIN-021	Pembroke Pines	Withdrawn/Deferred at City's request
#86	LSEA-035	Lauderdale by the Sea	Withdrawn at City's request
#92	OAKL-025/WILT-015	Oakland Park/Wilton Manor	Withdrawn/Deferred at City's request
#100	WILT-015	Wilton Manors	Removed/Combined with Oakland Park's project OAKL-025
#104	PPIN-038	Pembroke Pines	Withdrawn/Deferred at City's request
#110	TAMA-021	Tamarac	Withdrawn/Deferred at City's request

Chart 2 – Ineligible MCPs

The Cycle 1 Ranked Projects in the table below were deemed ineligible.

Ranking	Project Number	Municipality	Comments
#11	TAMA-018	Tamarac	Ineligible
#29	WILT-007.1	Wilton Manors	Ineligible
#55	COOP-035	Cooper City	Ineligible

EXHIBIT B

Municipal Surtax Project Ranking Evaluation Criteria & Points Distribution

MUNICIPAL SURTAX PROJECT RANKING EVALUATION CRITERIA & POINTS DISTRIBUTION

2/14/2020

Explanation	EMPLOYMENT DENSITY		POPULATION DENSITY		TRANSIT		INCIDENT DELAY		LEVEL OF SERVICE		CONNECTION TO EXISTING FACILITIES		EQUITY		RESILIENCY		PROJECT PERFORMANCE	
	Indicator	Points	Indicator	Points	Indicator	Points	Indicator	Points	Indicator	Points	Indicator	Points	Indicator	Points	Indicator	Points	Indicator	Points
Buffer	Projects analyzed and awarded points based on connection to or adjacent to one or more Traffic Analysis Zones (TAZs) with employment density areas by percentage, identified by Broward County.	50	Top 5% Population Density	50	BCOT Bus Routes- Per Cap 80pts	100	Over 60 incidents within 200 ft	50	Projects analyzed and awarded points based on connections to an existing, like or supporting facility. *Projects analyzed and awarded points based on the presence of a Public School(s) within the buffer.	20	Average score >3	15	Not within a regionally identified moderate to high vulnerable corridor (Tier 1-3)	20	Projects analyzed and awarded points based on whether the project improves or addresses an identified resiliency issue on a vulnerable corridor.	20	Projects analyzed and awarded points based on whether the project improves or addresses an identified resiliency issue on a vulnerable corridor.	20
	Between 5%-10% Employment Density	40	Between 5%-10% Population Density	40	Community Shuttles/Microtransit - Within 1/4 mile (Yes)	80	Between 40-59 incidents within 200 ft	40	LOS F - Forced or breakdown flow	30	Blue lane project provides new or enhanced connection to an existing sidewalk	15	Not within a regionally identified moderate to high vulnerable corridor	10				
	Between 10%-15% Employment Density	30	Between 10%-15% Population Density	30	SFRTA Tri-Rail Shuttles - Within 1/4 mile (Yes)	60	Between 20-39 incidents within 200 ft	30	LOS D - Approaching unstable flow	20	Project provides new or enhanced connection to an existing bus stop	10	Average score of 1-2	10				
	Between 15%-20% Employment Density	20	Between 15%-20% Population Density	20	Less than 10 incidents within 200 ft	20	Between 11-19 incidents within 200 ft	20	LOS C - Stable flow	10	Project provides new or enhanced connection to an existing roadway	10	Average score of 0-1	10				
	Less than 20% Employment Density	10	Less than 20% Population Density	10			Less than 10 incidents within 200 ft	10	LOS B - Reasonably free flow	10	Within 1/2 mile of an existing public school	10	Average score of 0	10				
Source	Broward County Planning and Development Management Division		Broward County Planning and Development Management Division		Broward County Transit Routes: SFRTA Tri-Rail		Signal Four Green Data for all modes: (University of Florida)		FDOT D4 LOS Assessment Report / FDOT LOS Map Package		Based on scope and project description and Broward County Public Schools GIS layer		Broward MPO Transportation Planning Early Assessment methodology		Broward MPO - Map Area for the "Extreme Weather and Climate Change Risk to the Transportation System in Broward County" study		Broward County Mobility Advancement Program Administrator	



Broward MPO
Metropolitan Planning Organization

Note:
The Ranking Criteria and Points Distribution for municipal capital surtax projects was developed by the Broward MPO in partnership with the municipalities in Broward County. The MPO's data-driven ranking tool utilizes the evaluation criteria and point distribution in order to rank the municipal capital projects included in the Broward County Transportation Surtax Plan.