

# City of Hallandale Beach

## Defined Benefit Plans Investment Review



Steve Gadelmann – Sr. Investment Consultant



# Summary of Retirement Plan Assets

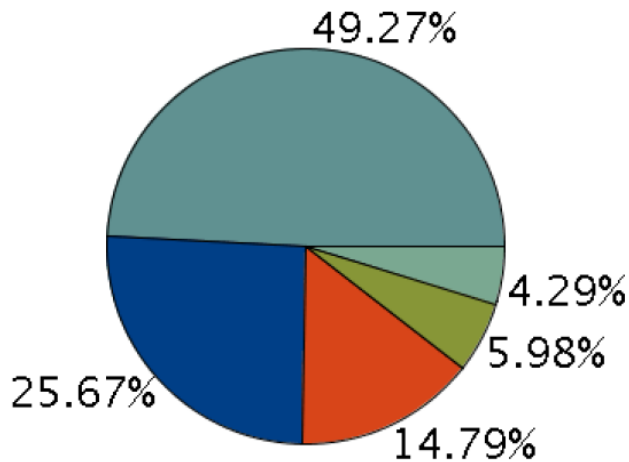
## Summary of City of Hallandale Beach Pension Plans

Pension Plan	01/01/2020 Assets	06/30/2020 Assets	09/30/2020 Assets	12/31/2020 Assets
General Employees Retirement Plan	\$ 64,801,580	\$ 62,015,267	\$ 63,942,911	\$ 69,641,654
Professional/Management Retirement Plan	\$ 19,812,790	\$ 18,841,151	\$ 19,532,679	\$ 21,424,961
Totals	\$ 84,614,370	\$ 80,856,418	\$ 83,475,590	\$ 91,066,615

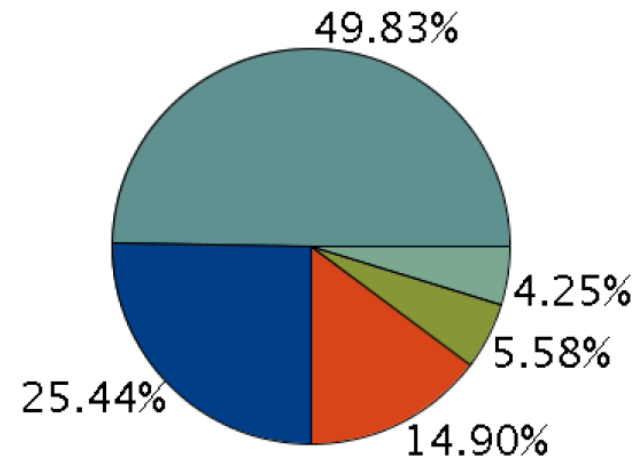
# General Employee Retirement Plan – Asset Allocation

Allocation of Assets

Beginning % As Of 10/01/2020



Ending % As Of 12/31/2020



Plan Asset Totals 12/31/2020 – \$69,641,654

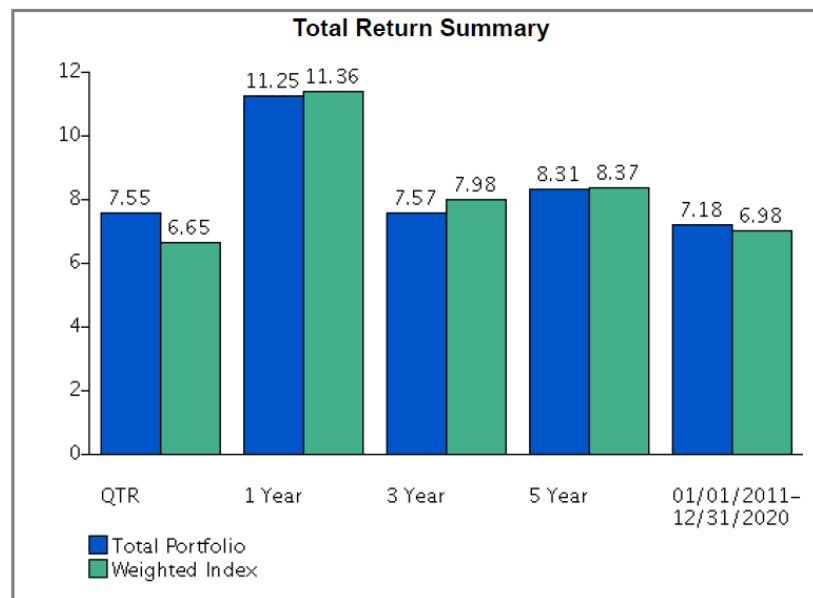
Target Asset Allocation – 50% Fixed Income

# General Employee Retirement Plan – 12/31/2020 Performance

## Time & Dollar Weighted Rates of Return December 31, 2020

Time & Dollar Weighted Returns	QTR	1 Year	3 Year	5 Year	10 Year
Total Portfolio Return	7.55	11.25	7.57	8.31	7.18
Weighted Index	6.65	11.36	7.98	8.37	6.98
Excess Return	0.90	-0.11	-0.41	-0.06	0.20

Asset Class Return Information	QTR	1 Year	3 Year	5 Year	10 Year
Your Plan's U.S. Equity Return	14.17	20.74	14.92	15.04	12.83
Standard & Poor's 1500 Total Market Stock Index	13.24	17.92	13.63	14.97	13.67
Your Plan's International Equity Return	17.47	10.02	3.37	7.23	4.81
MSCI ACWI Ex USA Index	17.01	10.65	4.88	8.93	4.92
Your Plan's Real Asset Return	1.65	-1.51	3.46	5.21	6.24
Blended Real Asset Index	0.96	0.51	2.56	4.04	3.24
Your Plan's Fixed Income Return	1.33	7.85	5.16	4.87	4.17
Bloomberg Barclays Aggregate Bond Index	0.67	7.51	5.34	4.44	3.84



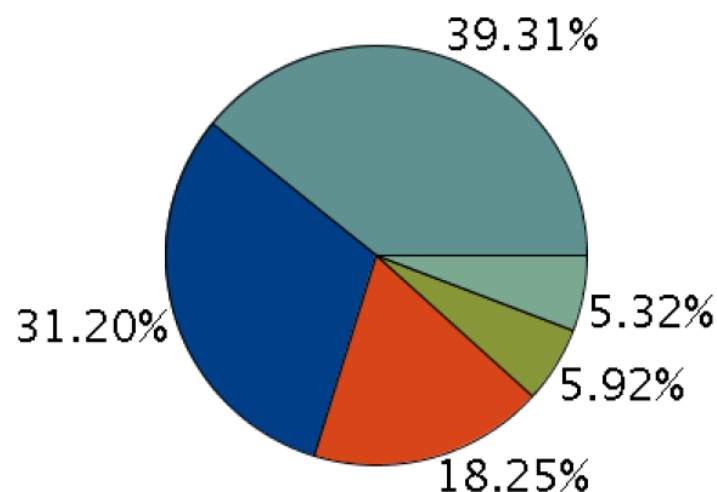
We calculated performance of your plan assets with information provided to us by Principal Life Insurance Company from your December 31, 2020 Contractholder Fund Statement.

Your portfolio's returns are net of investment management expenses and are based on your plan's specific activity. The returns take into consideration contributions, benefit payments, transfers and other withdrawals. The index returns do not include any expenses or cash flows.

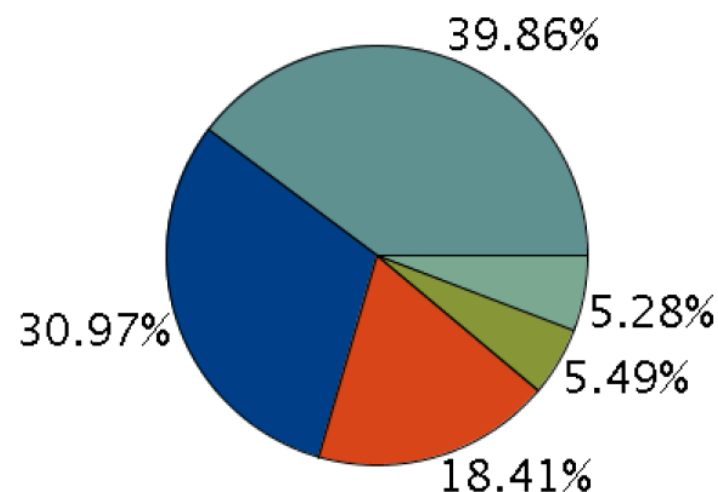
# Professional/Management Retirement Plan – Asset Allocation

## Allocation of Assets

Beginning % As Of 10/01/2020



Ending % As Of 12/31/2020



Plan Asset Totals 12/31/2020 – \$21,424,961

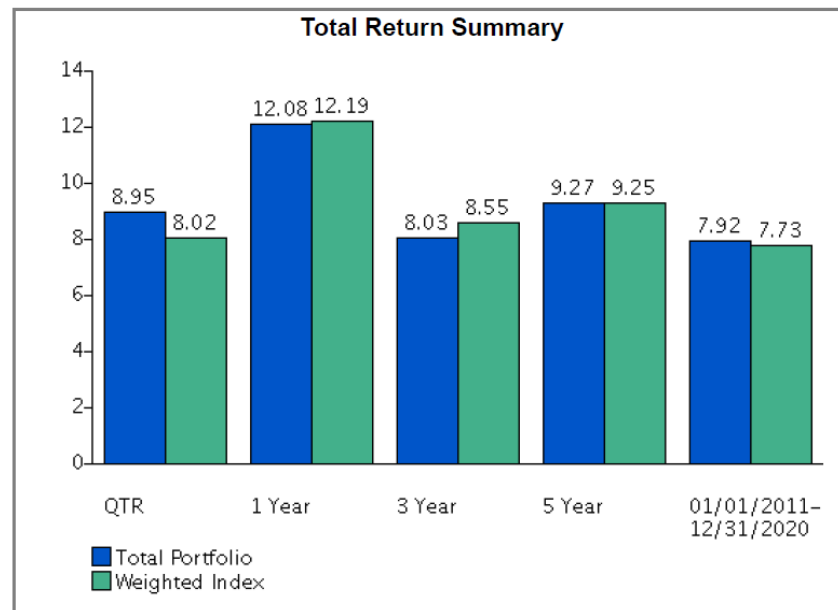
Target Asset Allocation – 40% Fixed Income

# Professional/Management Retirement Plan – 12/31/2020 Performance

## Time & Dollar Weighted Rates of Return December 31, 2020

Time & Dollar Weighted Returns	QTR	1 Year	3 Year	5 Year	10 Year
Total Portfolio Return	8.95	12.08	8.03	9.27	7.92
Weighted Index	8.02	12.19	8.55	9.25	7.73
Excess Return	0.93	-0.11	-0.52	0.02	0.19

Asset Class Return Information	QTR	1 Year	3 Year	5 Year	10 Year
Your Plan's U.S. Equity Return	14.18	20.57	14.74	15.14	12.87
Standard & Poor's 1500 Total Market Stock Index	13.24	17.92	13.63	14.97	13.67
Your Plan's International Equity Return	17.39	9.80	3.08	7.15	4.72
MSCI ACWI Ex USA Index	17.01	10.65	4.88	8.93	4.92
Your Plan's Real Asset Return	1.63	-1.62	3.35	5.37	6.43
Blended Real Asset Index	0.96	0.51	2.56	4.04	3.24
Your Plan's Fixed Income Return	1.33	7.88	5.19	5.17	4.37
Bloomberg Barclays Aggregate Bond Index	0.67	7.51	5.34	4.44	3.84



We calculated performance of your plan assets with information provided to us by Principal Life Insurance Company from your December 31, 2020 Contractholder Fund Statement.

Your portfolio's returns are net of investment management expenses and are based on your plan's specific activity. The returns take into consideration contributions, benefit payments, transfers and other withdrawals. The index returns do not include any expenses or cash flows.