

TRIDENT Engineering

CLIENT: CalTran
JOB No: 2016-00068
PROJECT: TMC
COUNTY: BROWARD

62 Gables Boulevard
Fort Lauderdale, FL 33326
TEL: 954-815-3265

File Name: 20160113 TMC
Site Code: -
Count Date: 01/13/2016 (Wed.)
Page No: 1 of 7

Groups Printed: Automobiles & Heavy Vehicles

Start Time	Dixie Hwy. Southbound				Hallandale Beach Blvd. Westbound				Dixie Hwy. Northbound				Hallandale Beach Blvd. Eastbound				Int Total
	U-Turn	Left	Thru	Right	U-Turn	Left	Thru	Right	U-Turn	Left	Thru	Right	U-Turn	Left	Thru	Right	
06:00 AM																	
06:15 AM																	
06:30 AM																	
06:45 AM																	
Total																	
07:00 AM	0	23	19	4	0	12	234	3	0	21	7	14	0	2	163	8	510
07:15 AM	0	39	35	3	0	14	219	3	0	28	11	7	0	8	244	11	622
07:30 AM	0	36	55	5	0	28	237	3	0	21	27	8	0	5	240	11	676
07:45 AM	1	34	80	8	0	31	210	7	1	33	35	5	1	1	282	8	737
Total	1	132	189	20	0	85	900	16	1	103	80	34	1	16	929	38	2545
08:00 AM	0	42	92	3	0	11	246	11	0	32	51	10	0	4	324	8	834
08:15 AM	0	57	66	10	0	15	285	4	0	29	32	14	0	5	278	10	805
08:30 AM	0	48	90	9	2	20	339	8	0	52	47	16	0	8	298	10	947
08:45 AM	0	64	117	10	0	17	254	6	0	29	56	16	0	8	234	17	828
Total	0	211	365	32	2	63	1124	29	0	142	186	56	0	25	1134	45	3414
09:00 AM	0	62	103	13	1	22	292	7	0	32	23	16	1	5	247	15	839
09:15 AM	0	70	67	15	0	12	276	7	1	42	32	16	0	10	235	15	798
09:30 AM	0	39	101	12	1	18	286	7	0	34	49	8	0	12	197	25	789
09:45 AM	0	51	104	14	0	24	280	10	0	32	32	13	0	6	286	12	864
Total	0	222	375	54	2	76	1134	31	1	140	136	53	1	33	965	67	3290
10:00 AM																	
10:15 AM																	
10:30 AM																	
10:45 AM																	
Total																	
***** B REAK*****																	
11:00 AM	0	36	47	15	0	18	339	5	0	33	64	8	0	10	259	12	846
11:15 AM	0	30	44	17	1	16	290	3	0	49	24	8	1	12	257	17	769
11:30 AM	0	28	29	13	1	19	293	12	0	39	44	16	0	5	267	11	777
11:45 AM	1	30	49	11	2	17	322	5	0	39	41	11	2	3	310	13	856
Total	1	124	169	56	4	70	1244	25	0	160	173	43	3	30	1093	53	3248
12:00 PM	0	38	42	12	0	10	301	14	1	29	47	12	0	10	287	9	812
12:15 PM	0	22	44	11	0	23	351	8	1	36	56	7	0	13	267	16	855
12:30 PM	0	31	47	11	0	19	308	9	0	49	48	17	0	12	276	10	837
12:45 PM	0	32	37	11	0	14	305	7	0	27	51	14	0	13	320	21	852
Total	0	123	170	45	0	66	1265	38	2	141	202	50	0	48	1150	56	3356
01:00 PM																	
01:15 PM																	
01:30 PM																	
01:45 PM																	
Total																	
***** B REAK*****																	
02:00 PM																	
02:15 PM																	
02:30 PM																	
02:45 PM																	
Total																	
03:00 PM																	
03:15 PM																	
03:30 PM	0	26	60	10	0	30	381	7	1	49	75	9	0	8	229	9	894
03:45 PM	0	27	42	14	0	24	343	13	0	61	54	12	0	5	289	4	888
Total	0	53	102	24	0	54	724	20	1	110	129	21	0	13	518	13	1782
04:00 PM	1	38	39	11	1	11	385	7	0	69	56	15	1	8	264	16	922
04:15 PM	0	31	67	7	0	22	401	4	1	72	49	16	0	0	225	19	914
04:30 PM	0	31	53	11	0	37	375	6	0	94	67	13	0	1	250	5	943
04:45 PM	0	41	46	6	0	30	379	5	1	66	80	13	0	11	266	8	952
Total	1	141	205	35	1	100	1540	22	2	301	252	57	1	20	1005	48	3731
05:00 PM	1	44	50	7	0	16	368	9	1	77	92	14	0	7	250	15	951
05:15 PM	0	43	42	5	0	20	370	9	0	60	75	15	0	1	279	12	931
05:30 PM	1	35	36	6	0	20	359	12	1	78	76	13	0	13	242	17	909
05:45 PM	0	37	55	7	0	21	337	4	0	72	87	8	0	14	270	8	920
Total	2	159	183	25	0	77	1434	34	2	287	330	50	0	35	1041	52	3711
06:00 PM	1	39	37	8	0	23	312	11	0	83	61	16	0	6	259	9	865
06:15 PM	0	29	46	10	0	13	355	8	0	53	69	11	0	6	297	9	906
06:30 PM																	
06:45 PM																	
Total	1	68	83	18	0	36	667	19	0	136	130	27	0	12	556	18	1771

TRIDENT Engineering

62 Gables Boulevard

Fort Lauderdale, FL 33326

Tel.: 954-815-3265

CLIENT: CalTran

JOB No: 2016-00068

PROJECT: TMC

COUNTY: BROWARD

File Name: 20160113 TMC

Site Code: -

Count Date: 1/13/2016 (Wed.)

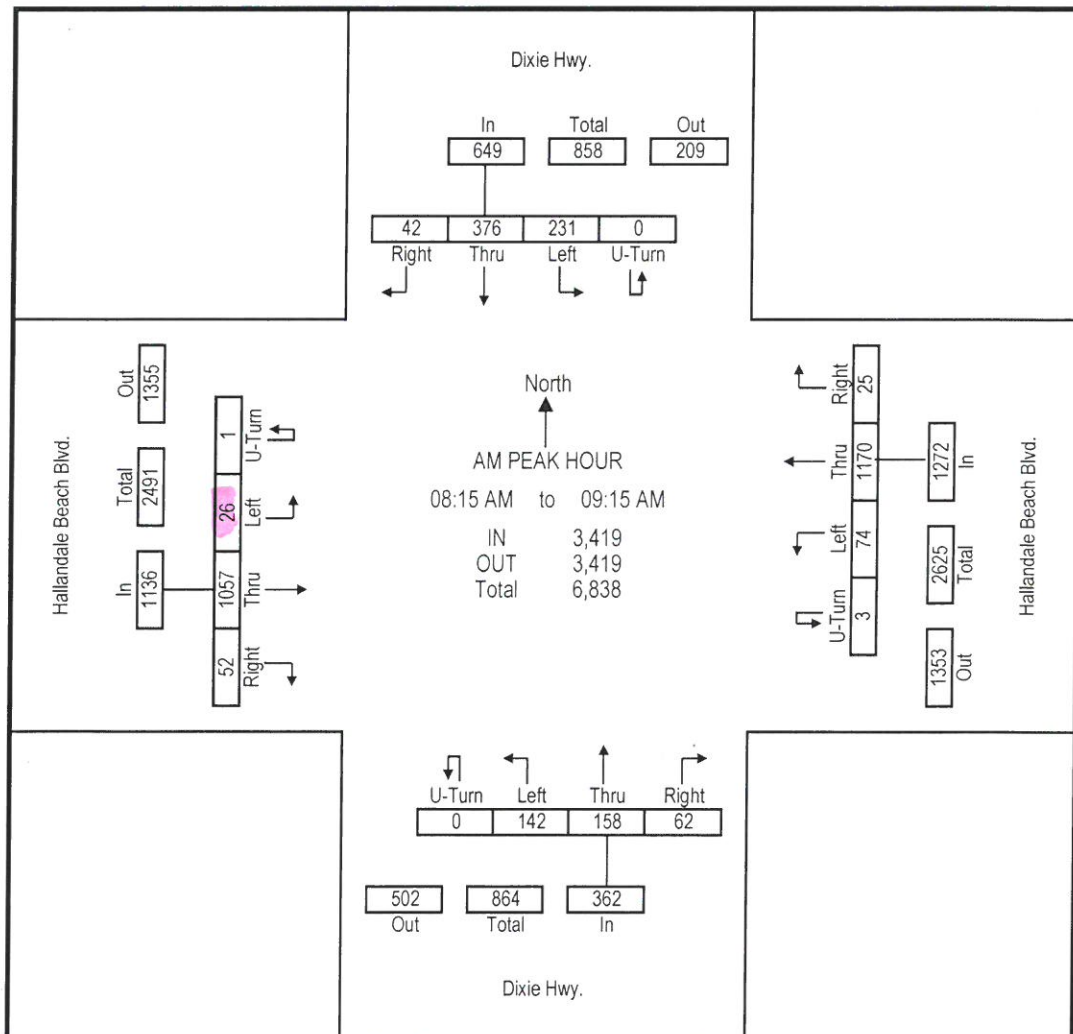
Page No: 2 of 7

Groups Printed: Automobiles & Heavy Vehicles

Start Time	Dixie Hwy. Southbound				Hallandale Beach Blvd. Westbound				Dixie Hwy. Northbound				Hallandale Beach Blvd. Eastbound				Int Total
	U-Turn	Left	Thru	Right	U-Turn	Left	Thru	Right	U-Turn	Left	Thru	Right	U-Turn	Left	Thru	Right	
08:15 AM	0	57	66	10	0	15	285	4	0	29	32	14	0	5	278	10	805
08:30 AM	0	48	90	9	2	20	339	8	0	52	47	16	0	8	298	10	947
08:45 AM	0	64	117	10	0	17	254	6	0	29	56	16	0	8	234	17	828
09:00 AM	0	62	103	13	1	22	292	7	0	32	23	16	1	5	247	15	839
Total	0	231	376	42	3	74	1170	25	0	142	158	62	1	26	1057	52	3419
PHF	0.000	0.902	0.803	0.808	0.375	0.841	0.863	0.781	0.000	0.683	0.705	0.969	0.250	0.813	0.887	0.765	0.90
Heavy Veh %	0%	6%	2%	16%	0%	3%	3%	4%	0%	5%	4%	3%	0%	4%	4%	9%	4%
App Vol %	0%	36%	58%	6%	0%	6%	92%	2%	0%	39%	44%	17%	0%	2%	93%	5%	

Intersection Peak Hour Analysis From 07:00 AM to 10:00 AM

Peak Hour for Entire Intersection Begins at : 08:15 AM to 09:15 AM



TRIDENT Engineering

62 Gables Boulevard

Fort Lauderdale, FL 33326

Tel.: 954-815-3265

File Name: 20160113 TMC

Site Code: -

Count Date: 1/13/2016 (Wed.)

Page No: 3 of 7

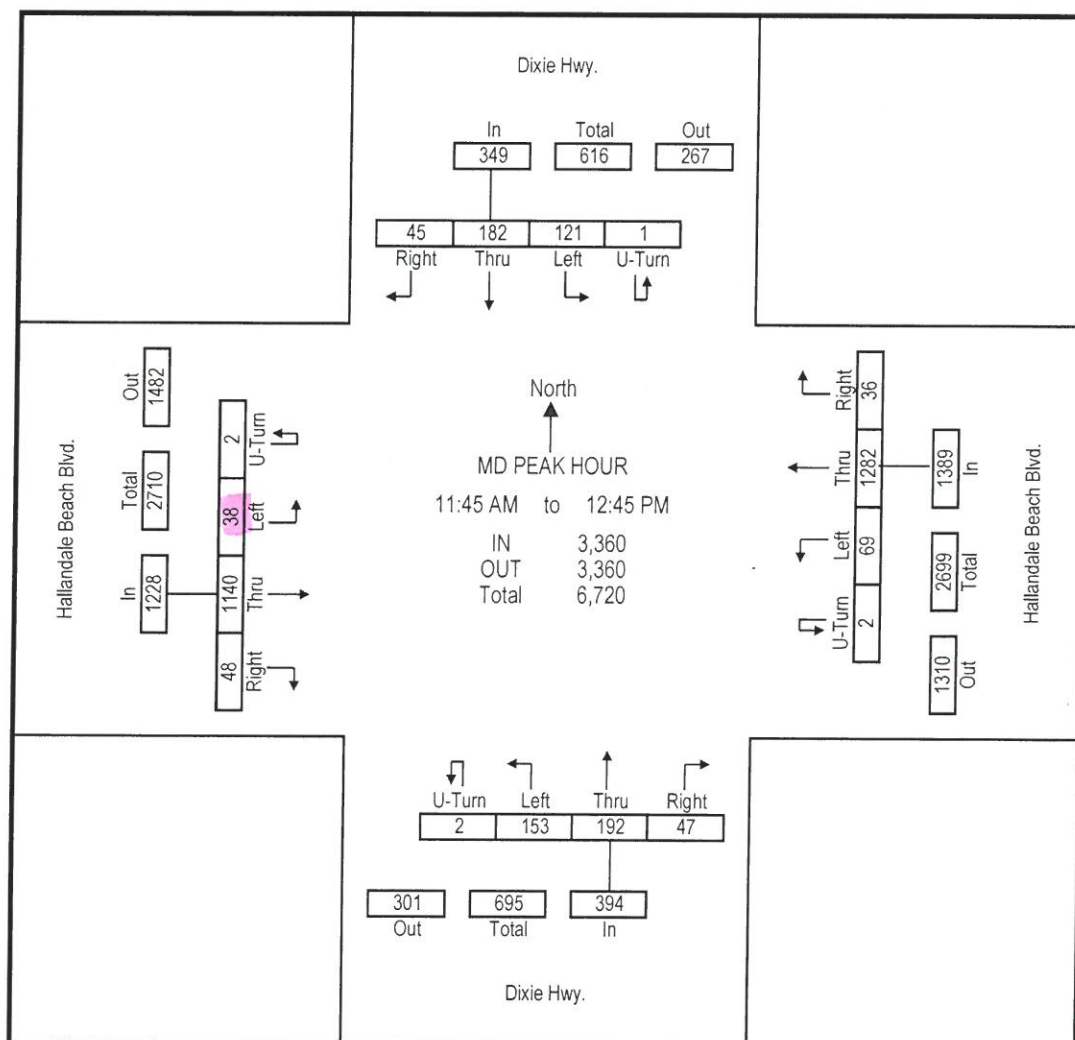
CLIENT: CalTran
JOB No: 2016-00068
PROJECT: TMC
COUNTY: BROWARD

Groups Printed: Automobiles & Heavy Vehicles

Start Time	Dixie Hwy. Southbound				Hallandale Beach Blvd. Westbound				Dixie Hwy. Northbound				Hallandale Beach Blvd. Eastbound				Int Total
	U-Turn	Left	Thru	Right	U-Turn	Left	Thru	Right	U-Turn	Left	Thru	Right	U-Turn	Left	Thru	Right	
11:45 AM	1	30	49	11	2	17	322	5	0	39	41	11	2	3	310	13	856
12:00 PM	0	38	42	12	0	10	301	14	1	29	47	12	0	10	287	9	812
12:15 PM	0	22	44	11	0	23	351	8	1	36	56	7	0	13	267	16	855
12:30 PM	0	31	47	11	0	19	308	9	0	49	48	17	0	12	276	10	837
Total	1	121	182	45	2	69	1282	36	2	153	192	47	2	38	1140	48	3360
PHF	0.250	0.796	0.929	0.938	0.250	0.750	0.913	0.643	0.500	0.781	0.857	0.691	0.250	0.731	0.919	0.750	0.98
Heavy Veh %	0%	7%	9%	18%	0%	7%	4%	3%	0%	9%	7%	6%	0%	3%	4%	8%	5%
App Vol %	0%	35%	52%	13%	0%	5%	92%	3%	1%	39%	49%	12%	0%	3%	93%	4%	

Intersection Peak Hour Analysis From 11:00 AM to 01:00 PM

Peak Hour for Entire Intersection Begins at : 11:45 AM to 12:45 PM



TRIDENT Engineering

62 Gables Boulevard
Fort Lauderdale, FL 33326
Tel.: 954-815-3265

File Name: 20160113 TMC

Site Code: -

Count Date: 1/13/2016 (Wed.)

Page No: 4 of 7

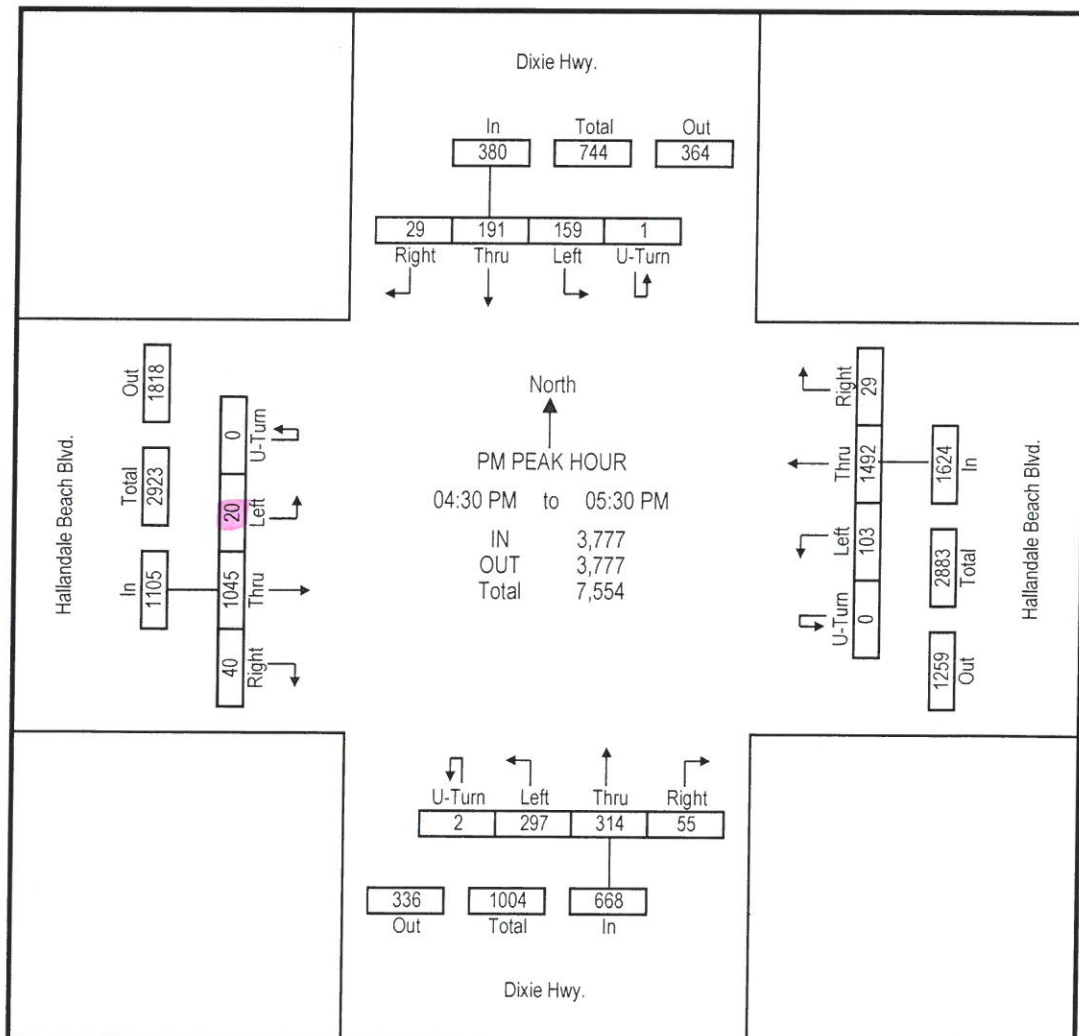
IENT: CalTran
JOB No: 2016-00068
PROJECT: TMC
COUNTY: BROWARD

Groups Printed: Automobiles & Heavy Vehicles

Start Time	Dixie Hwy. Southbound				Hallandale Beach Blvd. Westbound				Dixie Hwy. Northbound				Hallandale Beach Blvd. Eastbound				Int Total
	U-Turn	Left	Thru	Right	U-Turn	Left	Thru	Right	U-Turn	Left	Thru	Right	U-Turn	Left	Thru	Right	
04:30 PM	0	31	53	11	0	37	375	6	0	94	67	13	0	1	250	5	943
04:45 PM	0	41	46	6	0	30	379	5	1	66	80	13	0	11	266	8	952
05:00 PM	1	44	50	7	0	16	368	9	1	77	92	14	0	7	250	15	951
05:15 PM	0	43	42	5	0	20	370	9	0	60	75	15	0	1	279	12	931
Total	1	159	191	29	0	103	1492	29	2	297	314	55	0	20	1045	40	3777
PHF	0.250	0.903	0.901	0.659	0.000	0.696	0.984	0.806	0.500	0.790	0.853	0.917	0.000	0.455	0.936	0.667	0.99
Heavy Veh %	0%	6%	3%	3%	0%	3%	3%	6%	0%	7%	4%	5%	0%	5%	2%	5%	3%
App Vol %	0%	42%	50%	8%	0%	6%	92%	2%	0%	44%	47%	8%	0%	2%	95%	4%	

Intersection Peak Hour Analysis From 03:30 PM to 06:30 PM

Peak Hour for Entire Intersection Begins at : 04:30 PM to 05:30 PM



TRIDENT Engineering

62 Gables Boulevard
Fort Lauderdale, FL 33326
TEL: 954-815-3265

CLIENT: CalTran
JOB No: 2015-0060
PROJECT: TMC
COUNTY: BROWARD

File Name: 20160113 TMC
Site Code: -
Count Date: 1/13/2016 (Wed.)
Page No: 6 of 7

Groups Printed: Heavy Vehicles

Start Time	Dixie Hwy. Southbound				Hallandale Beach Blvd. Westbound				Dixie Hwy. Northbound				Hallandale Beach Blvd. Eastbound				Int Total
	U-Turn	Left	Thru	Right	U-Turn	Left	Thru	Right	U-Turn	Left	Thru	Right	U-Turn	Left	Thru	Right	
06:00 AM																	
06:15 AM																	
06:30 AM																	
06:45 AM																	
Total																	
07:00 AM	0	2	0	0	0	0	2	0	0	1	0	0	0	0	6	0	11
07:15 AM	0	3	2	0	0	0	0	1	0	0	0	0	0	4	7	0	17
07:30 AM	0	2	1	0	0	0	3	0	0	1	0	0	0	0	6	0	13
07:45 AM	0	3	2	2	0	0	1	0	0	3	2	0	0	0	5	0	18
Total	0	10	5	2	0	0	6	1	0	5	2	0	0	4	24	0	59
08:00 AM	0	2	1	0	0	0	3	1	0	2	1	1	0	0	9	0	20
08:15 AM	0	3	0	1	0	1	7	0	0	1	1	0	0	1	17	1	33
08:30 AM	0	3	2	2	0	0	10	0	0	3	2	0	0	0	7	2	31
08:45 AM	0	4	3	2	0	0	11	0	0	2	1	1	0	0	9	2	35
Total	0	12	6	5	0	1	31	1	0	8	5	2	0	1	42	5	119
09:00 AM	0	4	3	3	0	1	9	1	0	2	2	1	0	0	10	0	36
09:15 AM	0	5	4	4	0	0	8	0	0	4	2	1	0	2	15	2	47
09:30 AM	0	4	4	2	0	0	11	0	0	3	1	0	0	1	10	2	38
09:45 AM	0	4	3	2	0	0	5	1	0	3	2	0	0	0	9	1	30
Total	0	17	14	11	0	1	33	2	0	12	7	2	0	3	44	5	151
10:00 AM																	
10:15 AM																	
10:30 AM																	
10:45 AM																	
Total																	
***** BREAK *****																	
11:00 AM	0	5	3	4	0	1	4	0	0	3	1	1	0	0	10	1	33
11:15 AM	0	4	2	2	0	0	8	0	0	5	3	0	0	1	14	1	40
11:30 AM	0	4	4	2	0	0	15	5	0	4	3	0	0	1	17	0	55
11:45 AM	0	3	4	3	0	3	10	0	0	3	2	1	0	0	13	1	43
Total	0	16	13	11	0	4	37	5	0	15	9	2	0	2	54	3	171
12:00 PM	0	3	6	3	0	1	10	0	0	3	3	1	0	0	14	0	44
12:15 PM	0	2	4	2	0	0	16	0	0	4	6	0	0	1	8	2	45
12:30 PM	0	1	5	2	0	1	13	1	0	5	4	1	0	0	9	1	43
12:45 PM	0	2	5	3	0	0	13	0	0	2	0	1	0	0	14	1	41
Total	0	8	20	10	0	2	52	1	0	14	13	3	0	1	45	4	173
01:00 PM																	
01:15 PM																	
01:30 PM																	
01:45 PM																	
Total																	
***** BREAK *****																	
02:00 PM																	
02:15 PM																	
02:30 PM																	
02:45 PM																	
Total																	
03:00 PM																	
03:15 PM																	
03:30 PM	0	2	4	1	0	1	16	0	0	4	3	0	0	1	11	0	43
03:45 PM	0	2	3	2	0	0	10	1	0	5	2	0	0	0	9	0	34
Total	0	4	7	3	0	1	26	1	0	9	5	0	0	1	20	0	77
04:00 PM	0	3	3	1	0	0	10	0	0	5	3	1	0	0	5	0	31
04:15 PM	0	2	2	0	0	0	10	0	0	6	3	1	0	0	5	2	31
04:30 PM	0	1	1	1	0	2	15	0	0	6	3	0	0	0	3	0	32
04:45 PM	0	3	2	0	0	1	10	0	0	5	3	1	0	0	7	1	33
Total	0	9	8	2	0	3	45	0	0	22	12	3	0	0	20	3	127
05:00 PM	0	4	1	0	0	0	7	1	0	7	4	1	0	1	6	0	32
05:15 PM	0	2	1	0	0	0	7	1	0	5	2	1	0	0	4	1	24
05:30 PM	0	1	1	1	0	0	10	0	0	6	3	0	0	1	2	0	25
05:45 PM	0	3	1	1	0	0	6	0	0	4	2	0	0	0	3	0	20
Total	0	10	4	2	0	0	30	2	0	22	11	2	0	2	15	1	101
06:00 PM	0	1	2	2	0	0	6	1	0	4	3	1	0	0	5	1	26
06:15 PM	0	1	1	2	0	0	5	0	0	3	2	1	0	1	5	0	21
06:30 PM																	
06:45 PM																	
Total	0	2	3	4	0	0	11	1	0	7	5	2	0	1	10	1	47

TRIDENT Engineering

CLIENT: CalTran
JOB No: 2016-00068
PROJECT: TMC
COUNTY: BROWARD

62 Gables Boulevard
Fort Lauderdale, FL 33326
TEL: 954-815-3265

File Name: 20160114 TMC
Site Code: -
Count Date: 01/14/2016 (Thu.)
Page No: 1 of 7

Groups Printed: Automobiles & Heavy Vehicles

Start Time	Dixie Hwy. Southbound				Hallandale Beach Blvd. Westbound				Dixie Hwy. Northbound				Hallandale Beach Blvd. Eastbound				Int Total
	U-Turn	Left	Thru	Right	U-Turn	Left	Thru	Right	U-Turn	Left	Thru	Right	U-Turn	Left	Thru	Right	
06:00 AM																	
06:15 AM																	
06:30 AM																	
06:45 AM																	
Total																	
07:00 AM	0	23	19	4	0	10	210	8	0	24	18	7	0	5	182	3	513
07:15 AM	0	32	29	3	0	18	199	3	0	24	10	6	0	4	219	8	555
07:30 AM	0	36	41	8	0	17	245	6	0	28	18	5	0	3	225	8	640
07:45 AM	0	44	64	2	0	22	239	5	0	22	29	4	0	2	283	7	723
Total	0	135	153	17	0	67	893	22	0	98	75	22	0	14	909	26	2431
08:00 AM	0	52	48	6	0	11	248	3	0	44	14	10	0	4	309	20	769
08:15 AM	0	49	82	4	0	23	290	8	0	28	12	5	0	4	304	21	830
08:30 AM	0	67	63	7	0	18	305	7	0	38	29	13	0	1	294	7	849
08:45 AM	0	66	72	6	0	17	250	7	0	42	19	12	1	5	297	13	807
Total	0	234	265	23	0	69	1093	25	0	152	74	40	1	14	1204	61	3255
09:00 AM	0	34	76	8	0	16	271	14	1	39	22	7	0	7	323	20	838
09:15 AM	0	42	59	11	3	21	242	3	0	50	16	14	0	8	333	16	818
09:30 AM	0	34	44	8	0	19	271	5	0	26	18	11	0	8	289	21	754
09:45 AM	0	38	61	8	0	18	298	9	0	35	22	10	0	8	321	23	851
Total	0	148	240	35	3	74	1082	31	1	150	78	42	0	31	1266	80	3261
10:00 AM																	
10:15 AM																	
10:30 AM																	
10:45 AM																	
Total																	
***** B REAK *****																	
11:00 AM	0	22	41	8	3	13	316	4	0	37	25	7	0	8	299	13	796
11:15 AM	0	35	40	11	1	12	336	8	0	33	24	12	1	4	312	21	850
11:30 AM	0	27	41	14	0	10	351	5	0	26	23	7	0	15	272	20	811
11:45 AM	0	24	50	10	0	15	325	11	0	42	20	9	0	11	285	12	814
Total	0	108	172	43	4	50	1328	28	0	138	92	35	1	38	1168	66	3271
12:00 PM	0	30	36	10	1	13	341	10	0	43	14	13	0	12	275	9	807
12:15 PM	0	29	44	11	0	18	337	10	0	42	38	7	0	10	290	12	848
12:30 PM	0	26	31	15	0	20	330	4	1	40	25	8	0	14	324	14	852
12:45 PM	0	34	38	13	2	22	319	10	0	40	23	11	0	12	266	17	807
Total	0	119	149	49	3	73	1327	34	1	165	100	39	0	48	1155	52	3314
01:00 PM																	
01:15 PM																	
01:30 PM																	
01:45 PM																	
Total																	
***** B REAK *****																	
02:00 PM																	
02:15 PM																	
02:30 PM																	
02:45 PM																	
Total																	
03:00 PM																	
03:15 PM																	
03:30 PM	0	33	63	12	0	18	361	9	0	45	58	15	0	10	276	12	912
03:45 PM	0	30	68	5	0	25	368	7	0	67	15	12	0	13	301	18	929
Total	0	63	131	17	0	43	729	16	0	112	73	27	0	23	577	30	1841
04:00 PM	0	33	34	12	0	25	376	14	2	75	20	5	0	8	272	12	888
04:15 PM	0	29	44	13	1	20	363	6	1	59	45	9	0	15	224	11	840
04:30 PM	0	36	38	14	0	21	360	3	0	87	23	12	0	8	266	17	885
04:45 PM	0	30	50	14	0	19	365	6	0	63	35	12	1	5	242	11	853
Total	0	128	166	53	1	85	1464	29	3	284	123	38	1	36	1004	51	3466
05:00 PM	0	34	59	10	0	22	376	7	1	66	64	11	0	9	262	5	926
05:15 PM	0	44	30	18	0	13	315	4	0	87	23	13	0	6	276	8	837
05:30 PM	0	38	50	8	0	21	373	3	0	62	67	12	0	6	234	16	890
05:45 PM	0	31	61	6	0	28	329	6	0	58	88	13	0	8	228	6	862
Total	0	147	200	42	0	84	1393	20	1	273	242	49	0	29	1000	35	3515
06:00 PM	0	38	48	10	1	15	334	8	1	59	47	9	1	7	294	7	879
06:15 PM	0	34	47	8	0	10	309	5	0	46	92	11	0	9	253	6	830
06:30 PM																	
06:45 PM																	
Total	0	72	95	18	1	25	643	13	1	105	139	20	1	16	547	13	1709

TRIDENT Engineering

62 Gables Boulevard

Fort Lauderdale, FL 33326

Tel.: 954-815-3265

CLIENT: CalTran

JOB No: 2016-00068

PROJECT: TMC

COUNTY: BROWARD

File Name: 20160114 TMC

Site Code: -

Count Date: 1/14/2016 (Thu.)

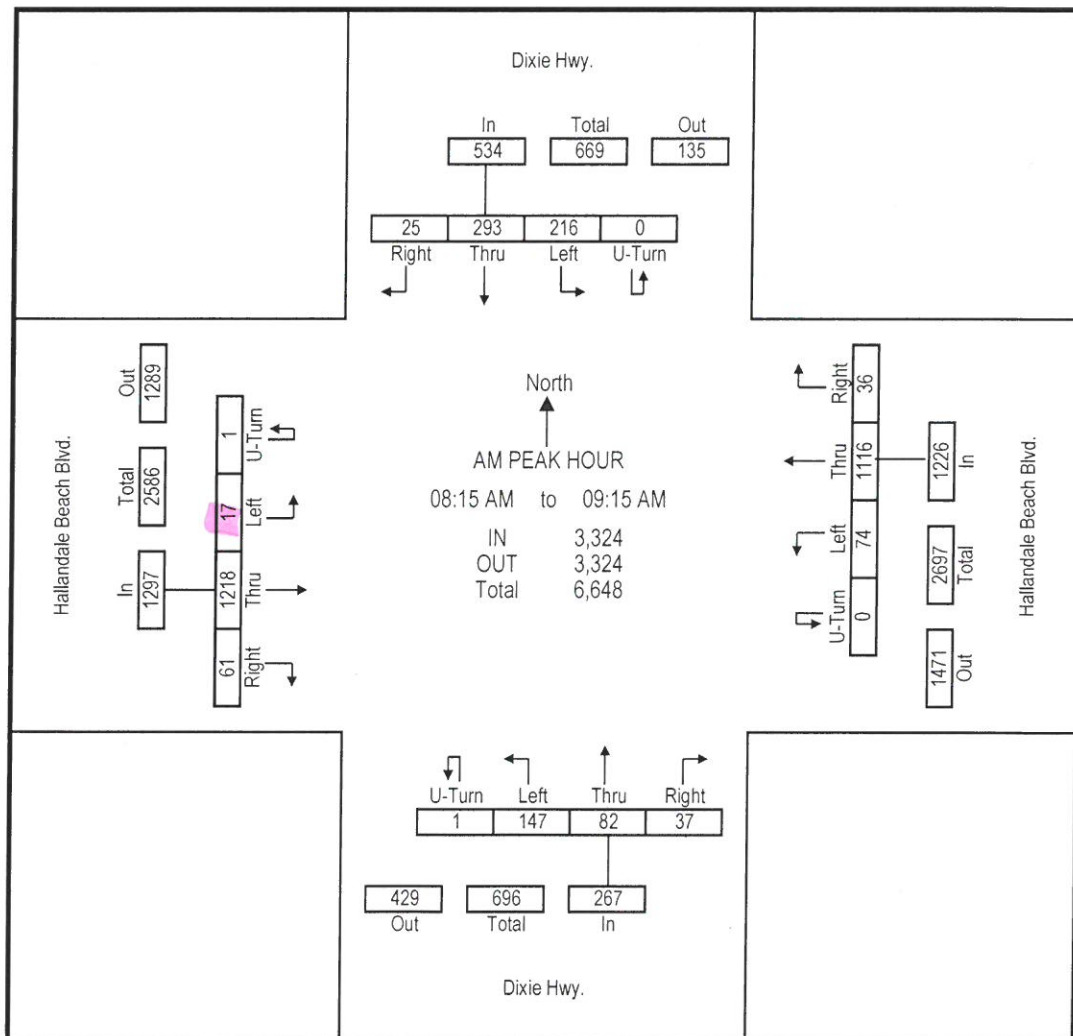
Page No: 2 of 7

Groups Printed: Automobiles & Heavy Vehicles

Start Time	Dixie Hwy. Southbound				Hallandale Beach Blvd. Westbound				Dixie Hwy. Northbound				Hallandale Beach Blvd. Eastbound				Int Total
	U-Turn	Left	Thru	Right	U-Turn	Left	Thru	Right	U-Turn	Left	Thru	Right	U-Turn	Left	Thru	Right	
08:15 AM	0	49	82	4	0	23	290	8	0	28	12	5	0	4	304	21	830
08:30 AM	0	67	63	7	0	18	305	7	0	38	29	13	0	1	294	7	849
08:45 AM	0	66	72	6	0	17	250	7	0	42	19	12	1	5	297	13	807
09:00 AM	0	34	76	8	0	16	271	14	1	39	22	7	0	7	323	20	838
Total	0	216	293	25	0	74	1116	36	1	147	82	37	1	17	1218	61	3324
PHF	0.000	0.806	0.893	0.781	0.000	0.804	0.915	0.643	0.250	0.875	0.707	0.712	0.250	0.607	0.943	0.726	0.98
Heavy Veh %	0%	6%	3%	14%	0%	0%	2%	8%	0%	8%	5%	3%	0%	11%	5%	6%	4%
App Vol %	0%	40%	55%	5%	0%	6%	91%	3%	0%	55%	31%	14%	0%	1%	94%	5%	

Intersection Peak Hour Analysis From 07:00 AM to 10:00 AM

Peak Hour for Entire Intersection Begins at : 08:15 AM to 09:15 AM



TRIDENT Engineering

62 Gables Boulevard

Fort Lauderdale, FL 33326

Tel.: 954-815-3265

CLIENT: CalTran

JOB No: 2016-00068

PROJECT: TMC

COUNTY: BROWARD

File Name: 20160114 TMC

Site Code: -

Count Date: 1/14/2016 (Thu.)

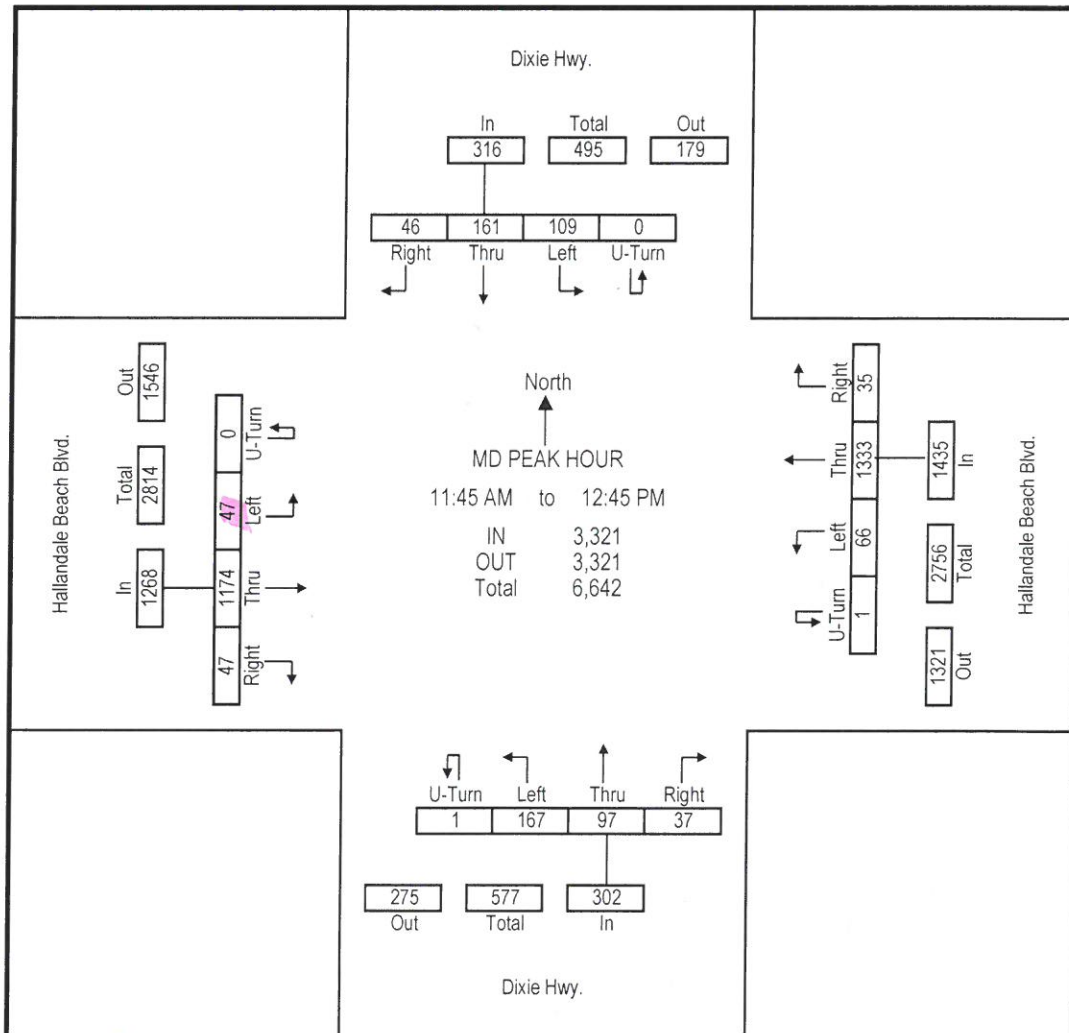
Page No: 3 of 7

Groups Printed: Automobiles & Heavy Vehicles

Start Time	Dixie Hwy. Southbound				Hallandale Beach Blvd. Westbound				Dixie Hwy. Northbound				Hallandale Beach Blvd. Eastbound				Int Total
	U-Turn	Left	Thru	Right	U-Turn	Left	Thru	Right	U-Turn	Left	Thru	Right	U-Turn	Left	Thru	Right	
11:45 AM	0	24	50	10	0	15	325	11	0	42	20	9	0	11	285	12	814
12:00 PM	0	30	36	10	1	13	341	10	0	43	14	13	0	12	275	9	807
12:15 PM	0	29	44	11	0	18	337	10	0	42	38	7	0	10	290	12	848
12:30 PM	0	26	31	15	0	20	330	4	1	40	25	8	0	14	324	14	852
Total	0	109	161	46	1	66	1333	35	1	167	97	37	0	47	1174	47	3321
PHF	0.000	0.908	0.805	0.767	0.250	0.825	0.977	0.795	0.250	0.971	0.638	0.712	0.000	0.839	0.906	0.839	0.97
Heavy Veh %	0%	10%	8%	15%	0%	1%	4%	3%	0%	5%	8%	0%	0%	8%	3%	4%	4%
App Vol %	0%	34%	51%	15%	0%	5%	93%	2%	0%	55%	32%	12%	0%	4%	93%	4%	

Intersection Peak Hour Analysis From 11:00 AM to 01:00 PM

Peak Hour for Entire Intersection Begins at : 11:45 AM to 12:45 PM



TRIDENT Engineering

62 Gables Boulevard

Fort Lauderdale, FL 33326

Tel.: 954-815-3265

File Name: 20160114 TMC

Site Code: -

Count Date: 1/14/2016 (Thu.)

Page No: 4 of 7

IENT: CalTran

JOB No: 2016-00068

PROJECT: TMC

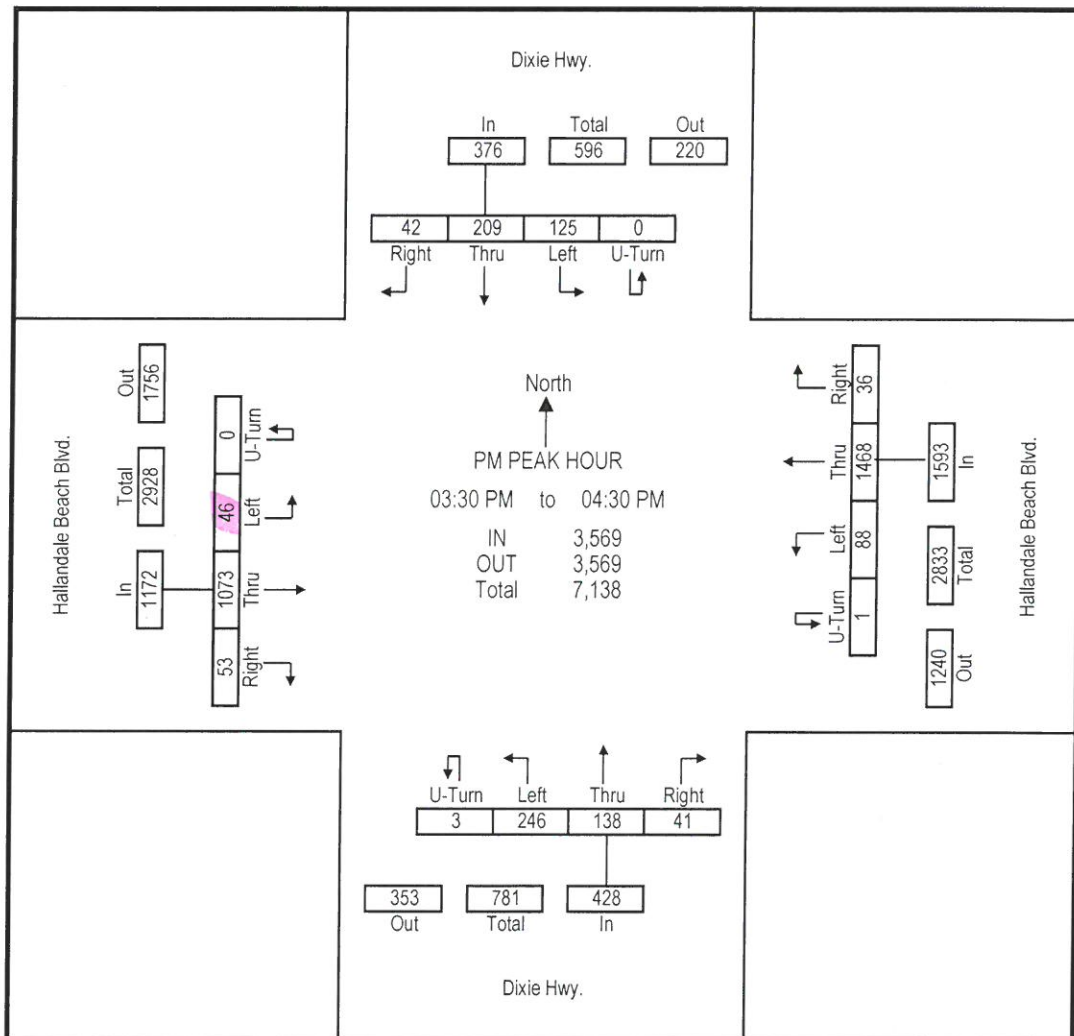
COUNTY: BROWARD

Groups Printed: Automobiles & Heavy Vehicles

Start Time	Dixie Hwy. Southbound				Hallandale Beach Blvd. Westbound				Dixie Hwy. Northbound				Hallandale Beach Blvd. Eastbound				Int Total
	U-Turn	Left	Thru	Right	U-Turn	Left	Thru	Right	U-Turn	Left	Thru	Right	U-Turn	Left	Thru	Right	
03:30 PM	0	33	63	12	0	18	361	9	0	45	58	15	0	10	276	12	912
03:45 PM	0	30	68	5	0	25	368	7	0	67	15	12	0	13	301	18	929
04:00 PM	0	33	34	12	0	25	376	14	2	75	20	5	0	8	272	12	888
04:15 PM	0	29	44	13	1	20	363	6	1	59	45	9	0	15	224	11	840
Total	0	125	209	42	1	88	1468	36	3	246	138	41	0	46	1073	53	3569
PHF	0.000	0.947	0.768	0.808	0.250	0.880	0.976	0.643	0.375	0.820	0.595	0.683	0.000	0.767	0.891	0.736	0.96
Heavy Veh %	0%	8%	2%	14%	0%	1%	3%	5%	0%	8%	6%	2%	0%	2%	2%	2%	3%
App Vol %	0%	33%	56%	11%	0%	6%	92%	2%	1%	57%	32%	10%	0%	4%	92%	5%	

Intersection Peak Hour Analysis From 03:30 PM to 06:30 PM

Peak Hour for Entire Intersection Begins at : 03:30 PM to 04:30 PM



TRIDENT Engineering

CLIENT: CalTran
JOB No: 2015-0060
PROJECT: TMC
COUNTY: BROWARD

62 Gables Boulevard
Fort Lauderdale, FL 33326
TEL: 954-815-3265

File Name: 20160114 TMC
Site Code: -
Count Date: 1/14/2016 (Thu.)
Page No: 6 of 7

Groups Printed: Heavy Vehicles

Start Time	Dixie Hwy. Southbound				Hallandale Beach Blvd. Westbound				Dixie Hwy. Northbound				Hallandale Beach Blvd. Eastbound				Int Total
	U-Turn	Left	Thru	Right	U-Turn	Left	Thru	Right	U-Turn	Left	Thru	Right	U-Turn	Left	Thru	Right	
06:00 AM																	
06:15 AM																	
06:30 AM																	
06:45 AM																	
Total																	
07:00 AM	0	2	1	1	0	0	4	1	0	1	0	0	0	4	2	0	16
07:15 AM	0	3	0	0	0	1	5	0	0	0	1	0	0	1	8	0	19
07:30 AM	0	3	1	1	0	0	6	0	0	2	1	0	0	0	9	0	23
07:45 AM	0	4	2	0	0	2	4	0	0	1	0	0	0	0	17	0	30
Total	0	12	4	2	0	3	19	1	0	4	2	0	0	5	36	0	88
08:00 AM	0	3	3	1	0	0	5	0	0	2	1	0	0	1	12	3	31
08:15 AM	0	2	1	0	0	0	9	2	0	3	0	0	0	1	13	1	32
08:30 AM	0	4	1	1	0	0	3	0	0	3	2	1	0	0	18	1	34
08:45 AM	0	5	5	1	0	0	3	0	0	3	1	0	0	0	14	0	32
Total	0	14	10	3	0	0	20	2	0	11	4	1	0	2	57	5	129
09:00 AM	0	3	2	2	0	0	8	1	0	3	1	0	0	1	18	2	41
09:15 AM	0	3	3	2	0	0	5	0	0	4	2	2	0	0	17	0	38
09:30 AM	0	3	2	2	0	1	11	1	0	2	1	0	0	0	21	2	46
09:45 AM	0	3	1	2	0	0	8	0	0	3	1	0	0	0	13	2	33
Total	0	12	8	8	0	1	32	2	0	12	5	2	0	1	69	6	158
10:00 AM																	
10:15 AM																	
10:30 AM																	
10:45 AM																	
Total																	
11:00 AM	0	2	2	4	0	0	13	0	0	4	1	0	0	0	9	1	36
11:15 AM	0	4	2	3	0	0	11	1	0	2	1	1	0	0	13	1	39
11:30 AM	0	2	2	3	0	1	14	0	0	1	0	0	0	1	9	1	34
11:45 AM	0	2	3	2	0	0	13	0	0	3	2	0	0	1	7	0	33
Total	0	10	9	12	0	1	51	1	0	10	4	1	0	2	38	3	142
12:00 PM	0	3	4	2	0	0	9	0	0	2	3	0	0	1	7	1	32
12:15 PM	0	3	3	1	0	1	12	1	0	2	3	0	0	0	8	0	34
12:30 PM	0	4	4	3	0	0	16	0	0	2	1	0	0	2	10	1	43
12:45 PM	0	3	3	2	0	0	13	1	0	4	2	1	0	0	12	2	43
Total	0	13	14	8	0	1	50	2	0	10	9	1	0	3	37	4	152
01:00 PM																	
01:15 PM																	
01:30 PM																	
01:45 PM																	
Total																	
02:00 PM																	
02:15 PM																	
02:30 PM																	
02:45 PM																	
Total																	
03:00 PM																	
03:15 PM																	
03:30 PM	0	3	2	2	0	0	14	1	0	5	3	1	0	0	6	0	37
03:45 PM	0	2	1	0	0	1	10	0	0	6	2	0	0	0	2	0	24
Total	0	5	3	2	0	1	24	1	0	11	5	1	0	0	8	0	61
04:00 PM	0	4	1	3	0	0	7	1	0	5	3	0	0	1	6	1	32
04:15 PM	0	2	1	2	0	0	9	0	0	4	1	0	0	0	5	0	24
04:30 PM	0	3	0	3	0	0	12	0	0	7	2	0	0	0	5	3	35
04:45 PM	0	2	0	2	0	0	10	0	0	4	1	1	0	0	5	1	26
Total	0	11	2	10	0	0	38	1	0	20	7	1	0	1	21	5	117
05:00 PM	0	4	2	1	0	1	14	0	0	4	1	0	0	0	3	0	30
05:15 PM	0	3	2	3	0	0	7	0	0	6	2	0	0	0	4	0	27
05:30 PM	0	2	1	1	0	0	2	0	0	5	1	0	0	0	4	1	17
05:45 PM	0	1	1	0	0	0	4	0	0	4	2	0	0	0	4	0	16
Total	0	10	6	5	0	1	27	0	0	19	6	0	0	0	15	1	90
06:00 PM	0	2	1	1	0	1	9	1	0	5	1	1	0	0	2	0	24
06:15 PM	0	2	1	1	0	0	6	0	0	3	1	0	0	0	2	0	16
06:30 PM																	
06:45 PM																	
Total	0	4	2	2	0	1	15	1	0	8	2	1	0	0	4	0	40