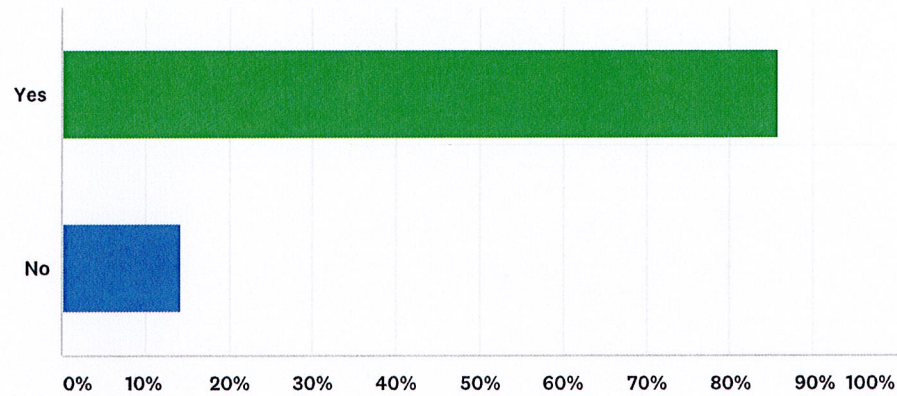


## EXHIBIT 6 – HURRICANE IRMA SURVEY RESPONSES

## Q1 Do you reside in a County designated hurricane evacuation zone (East of US 1)?

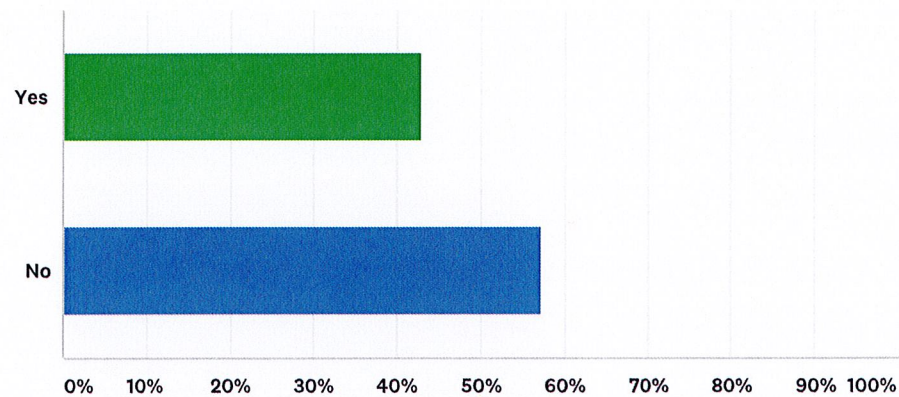
Answered: 14 Skipped: 0

**ANSWER CHOICES****RESPONSES**

Yes	85.71%	12
No	14.29%	2
TOTAL		14

Q2 Did you evacuate for Hurricane Irma?

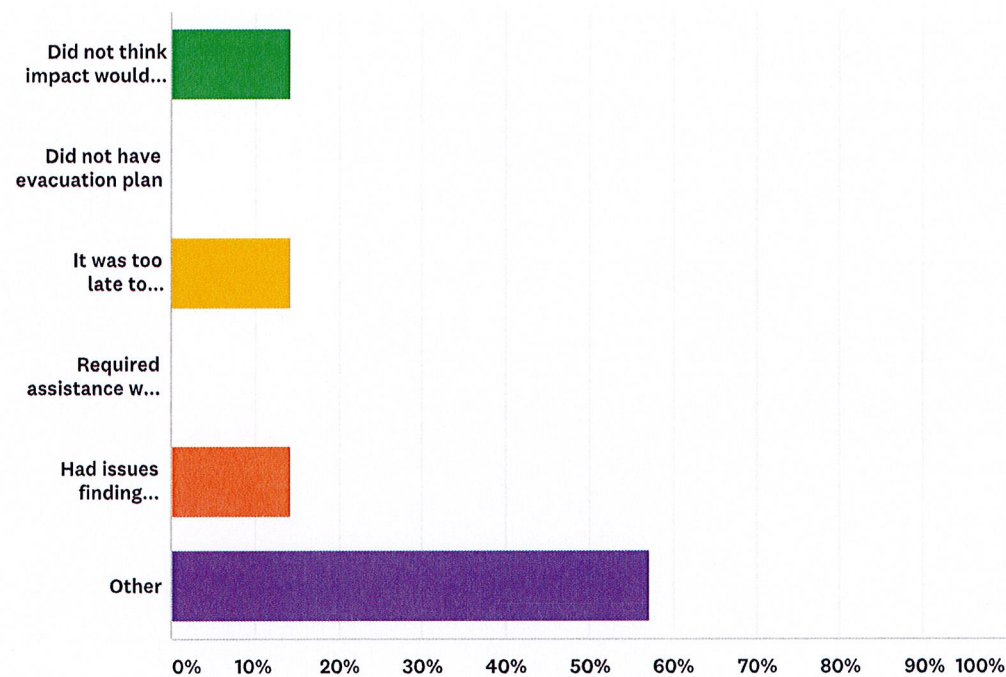
Answered: 14    Skipped: 0



ANSWER CHOICES		RESPONSES	
Yes		42.86%	6
No		57.14%	8
TOTAL			14

Q3 If not, what was your reason? Select all that apply.

Answered: 7    Skipped: 7

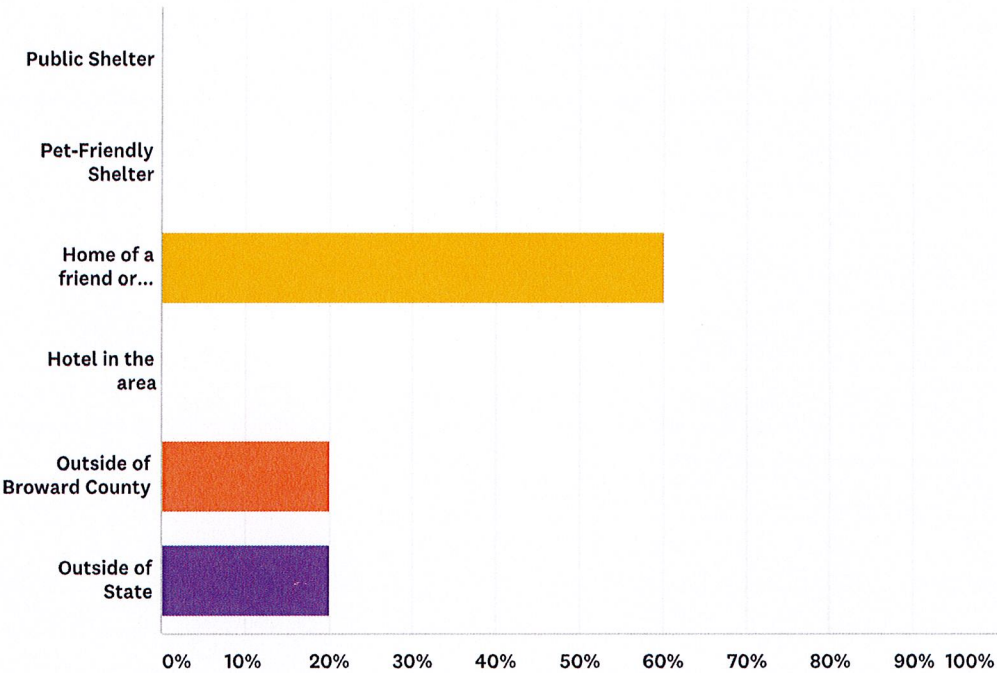


ANSWER CHOICES	RESPONSES	
Did not think impact would affect me	14.29%	1
Did not have evacuation plan	0.00%	0
It was too late to evacuate	14.29%	1
Required assistance with transportation	0.00%	0
Had issues finding evacuation location	14.29%	1
Other	57.14%	4
Total Respondents: 7		



Q4 If you did evacuate, where did you choose to go?

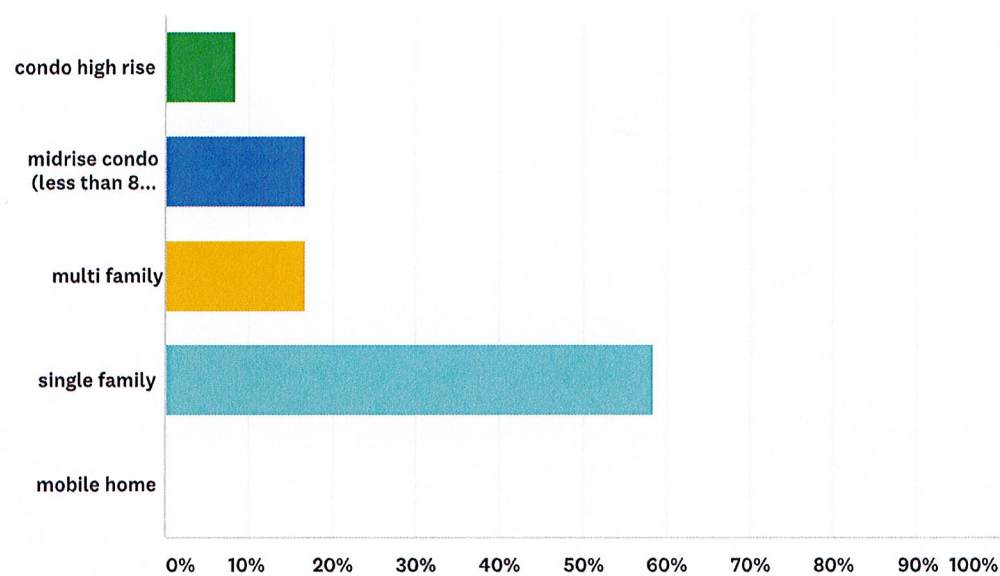
Answered: 5    Skipped: 9



ANSWER CHOICES	RESPONSES	
Public Shelter	0.00%	0
Pet-Friendly Shelter	0.00%	0
Home of a friend or relative	60.00%	3
Hotel in the area	0.00%	0
Outside of Broward County	20.00%	1
Outside of State	20.00%	1
TOTAL		5

Q5 Can you describe what type of home you have?

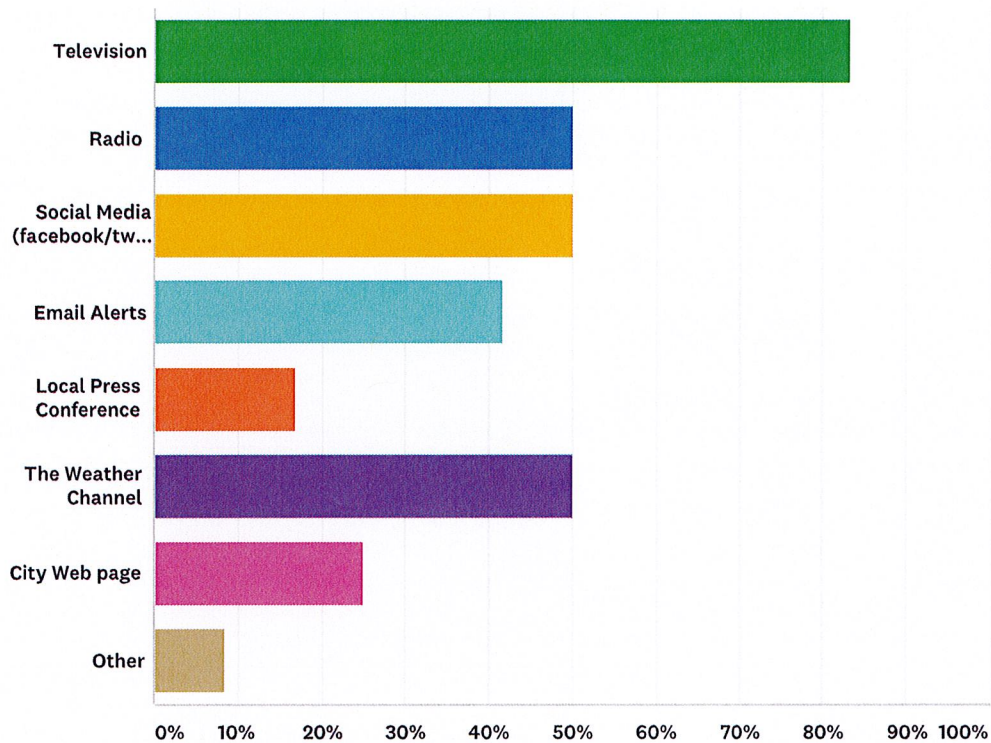
Answered: 12 Skipped: 2



ANSWER CHOICES	RESPONSES	
condo high rise	8.33%	1
midrise condo (less than 8 stories) , single family, multi family, mobile home	16.67%	2
multi family	16.67%	2
single family	58.33%	7
mobile home	0.00%	0
TOTAL		12

## Q6 How did you receive storm information? (Check all that apply)

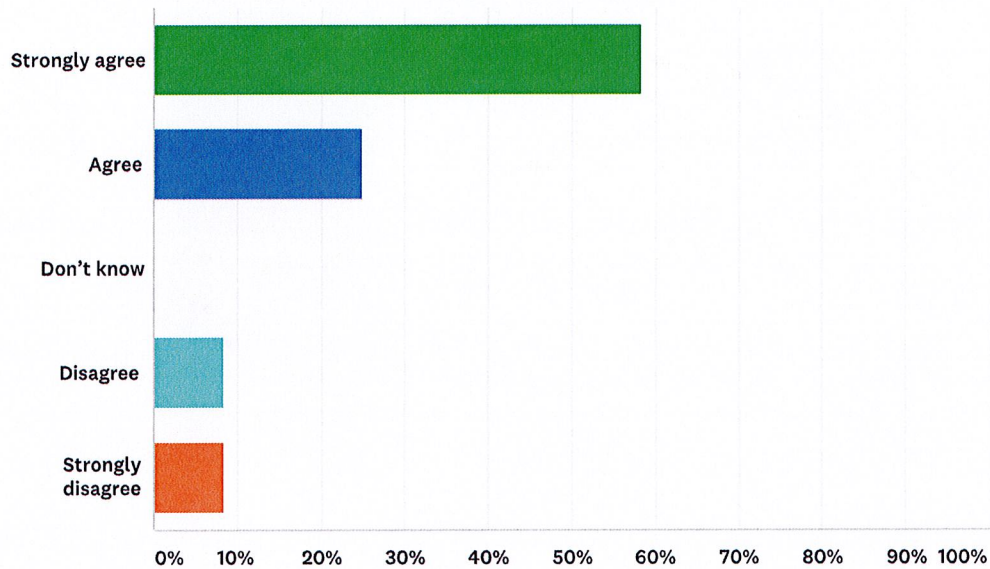
Answered: 12 Skipped: 2



ANSWER CHOICES	RESPONSES	
Television	83.33%	10
Radio	50.00%	6
Social Media (facebook/twitter)	50.00%	6
Email Alerts	41.67%	5
Local Press Conference	16.67%	2
The Weather Channel	50.00%	6
City Web page	25.00%	3
Other	8.33%	1
Total Respondents: 12		

## Q7 The amount of information you received from City resources was adequate.

Answered: 12 Skipped: 2

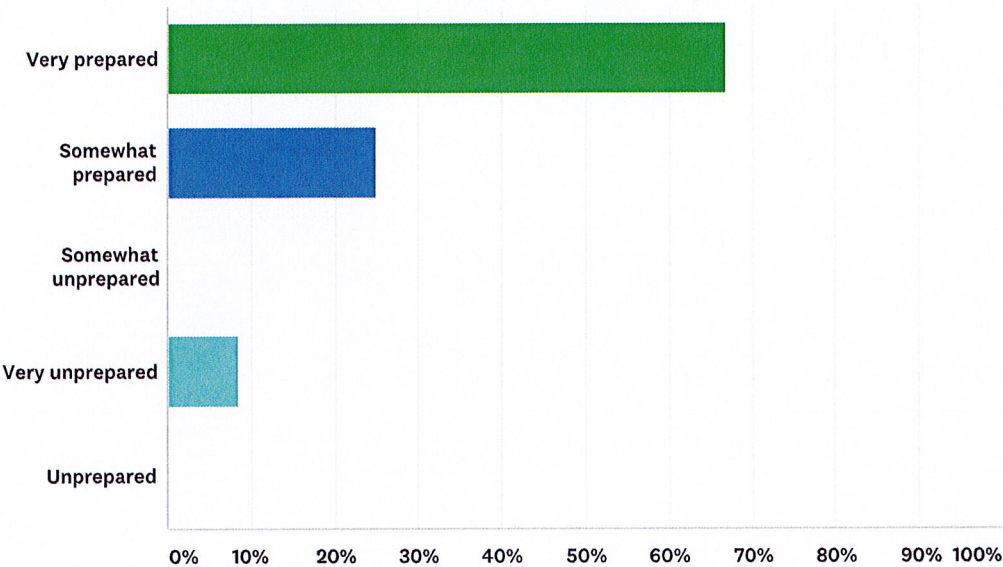


ANSWER CHOICES	RESPONSES	
Strongly agree	58.33%	7
Agree	25.00%	3
Don't know	0.00%	0
Disagree	8.33%	1
Strongly disagree	8.33%	1
TOTAL		12



Q8 How prepared do you consider you were for Hurricane Irma (food, water, and other essentials)?

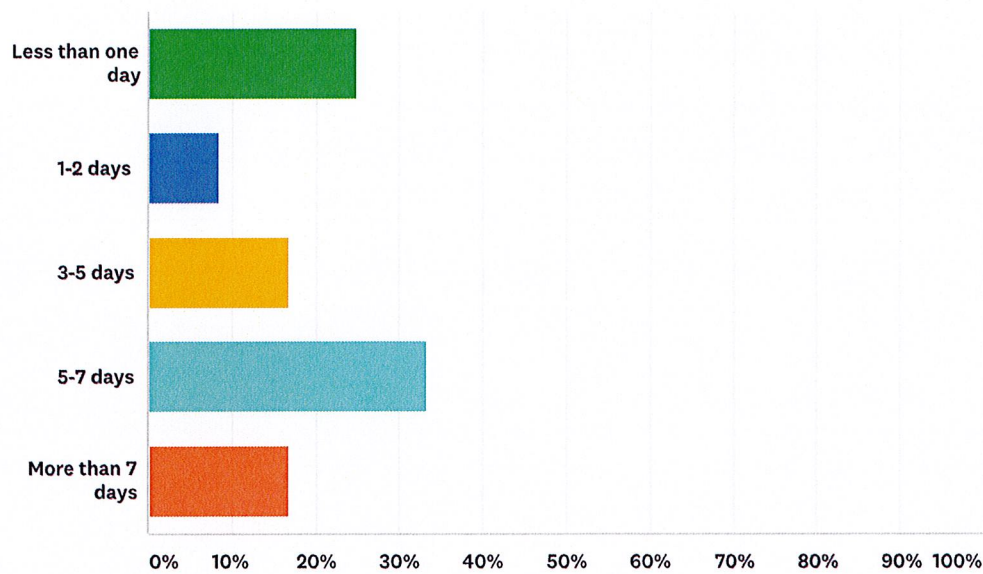
Answered: 12    Skipped: 2



ANSWER CHOICES	RESPONSES	
Very prepared	66.67%	8
Somewhat prepared	25.00%	3
Somewhat unprepared	0.00%	0
Very unprepared	8.33%	1
Unprepared	0.00%	0
TOTAL		12

Q9 How long did you lose power, as a result of Hurricane Irma?

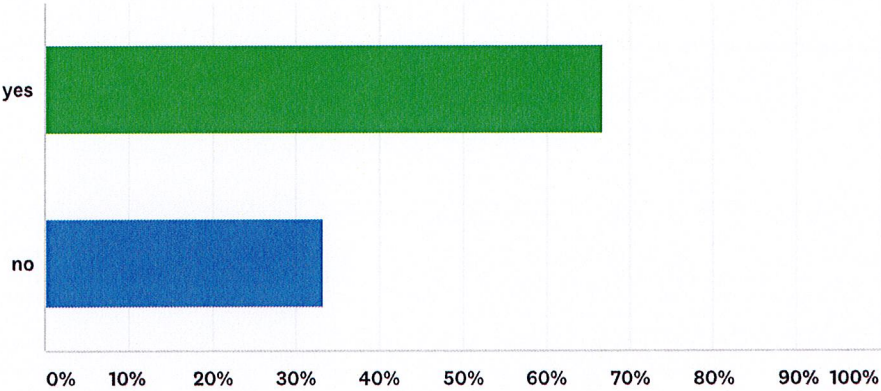
Answered: 12    Skipped: 2



ANSWER CHOICES	RESPONSES	
Less than one day	25.00%	3
1-2 days	8.33%	1
3-5 days	16.67%	2
5-7 days	33.33%	4
More than 7 days	16.67%	2
TOTAL		12

Q10 Do you subscribe to the City’s email notifications (enotify)? (Yes / No)

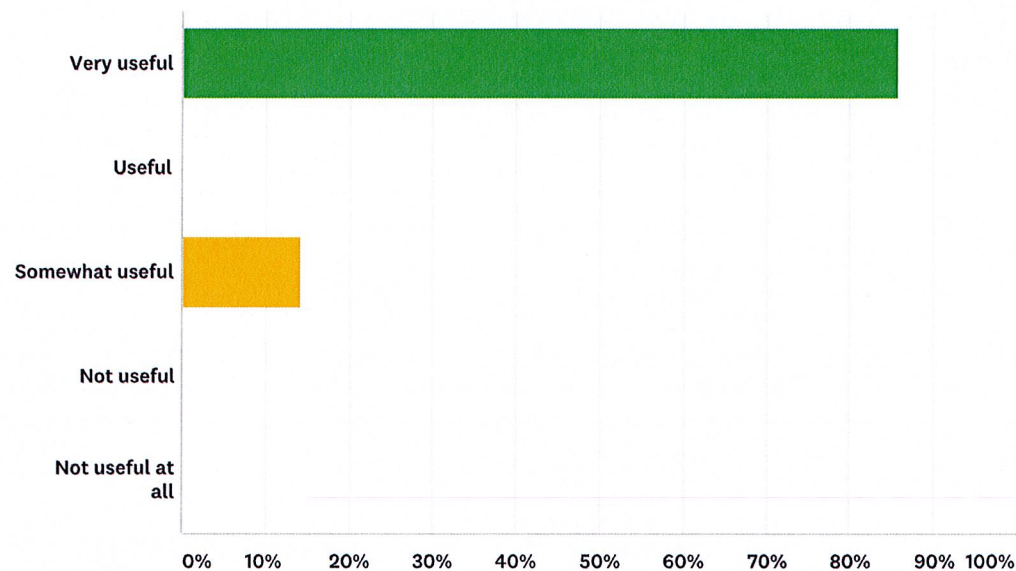
Answered: 12    Skipped: 2



ANSWER CHOICES	RESPONSES	
yes	66.67%	8
no	33.33%	4
TOTAL		12

Q11 If you do subscribe to City email notifications, how useful did you find the messages?

Answered: 7    Skipped: 7

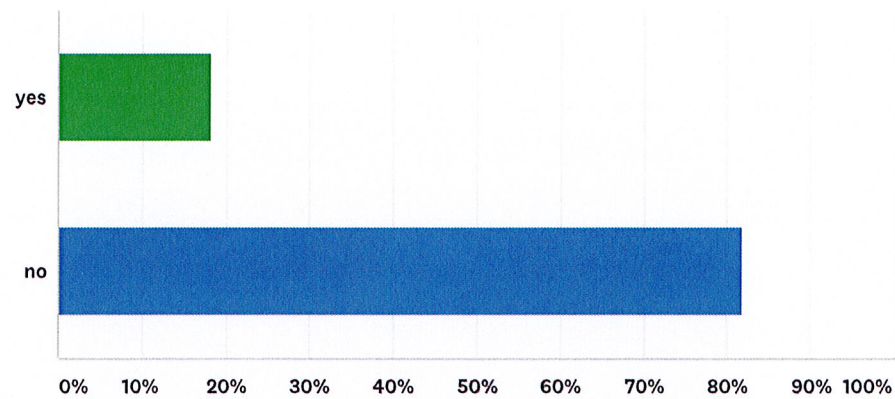


ANSWER CHOICES	RESPONSES	
Very useful	85.71%	6
Useful	0.00%	0
Somewhat useful	14.29%	1
Not useful	0.00%	0
Not useful at all	0.00%	0
TOTAL		7



Q12 Did you experience flood damage? (Yes / No)

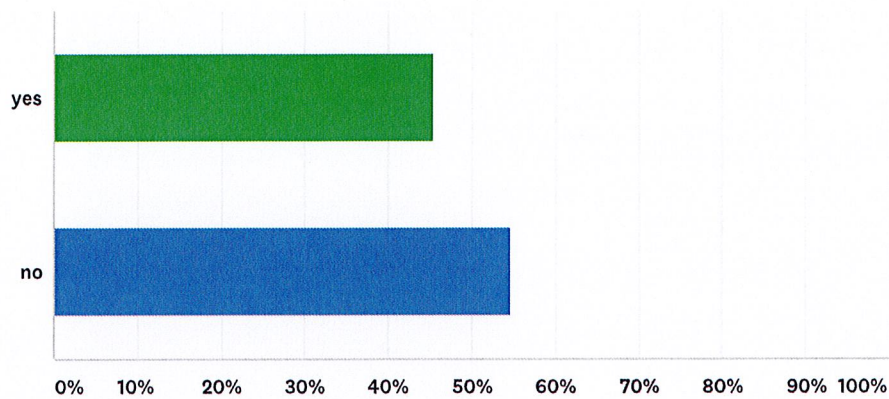
Answered: 11    Skipped: 3



ANSWER CHOICES		RESPONSES	
yes		18.18%	2
no		81.82%	9
TOTAL			11

Q13 Did you experience wind damage? (Yes / No)

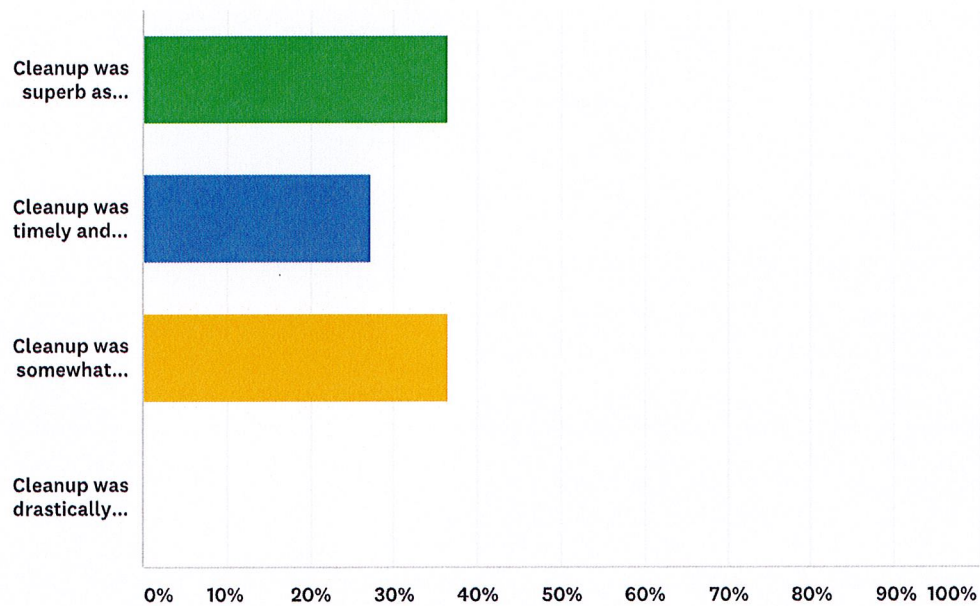
Answered: 11    Skipped: 3



ANSWER CHOICES		RESPONSES	
yes		45.45%	5
no		54.55%	6
TOTAL			11

## Q14 Please rate your experience in the City's clean up effort:

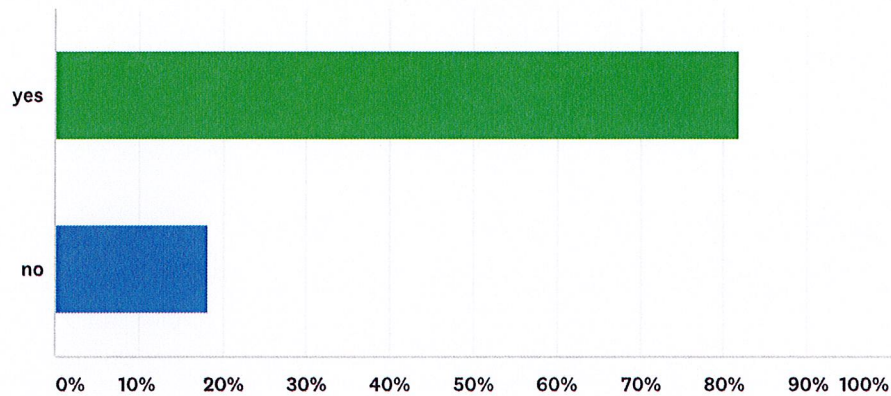
Answered: 11 Skipped: 3



ANSWER CHOICES	RESPONSES	
Cleanup was superb as compared to other cities	36.36%	4
Cleanup was timely and appropriate as compared to other cities	27.27%	3
Cleanup was somewhat lengthy as compared to other cities	36.36%	4
Cleanup was drastically lengthy	0.00%	0
TOTAL		11

Q15 Were the rules for the type of debris materials that would be collected on different days, clearly explained? (Yes / No)

Answered: 11    Skipped: 3

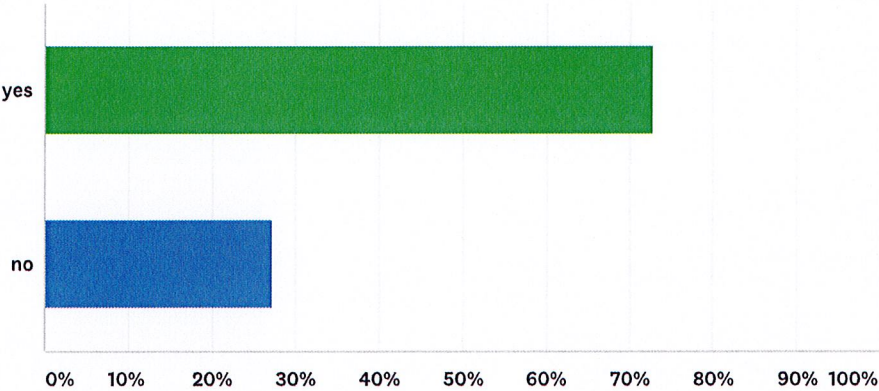


ANSWER CHOICES	RESPONSES	
yes	81.82%	9
no	18.18%	2
TOTAL		11



Q16 Did you understand where the different type of debris materials should be placed for pickup? (Yes / No)

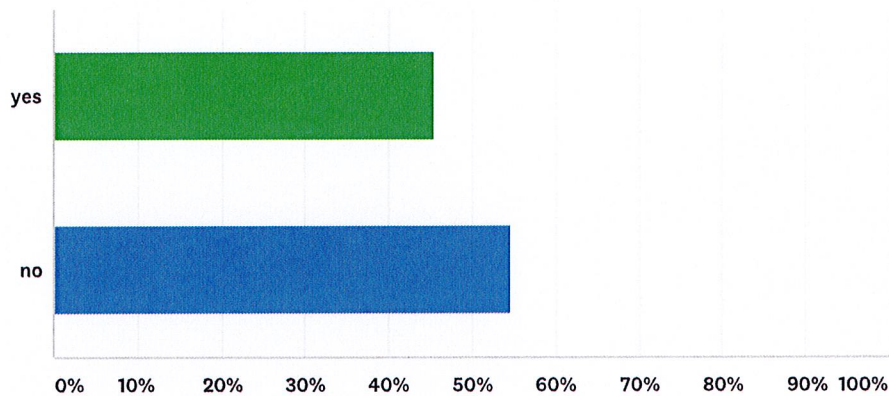
Answered: 11    Skipped: 3



ANSWER CHOICES	RESPONSES	
yes	72.73%	8
no	27.27%	3
TOTAL		11

Q17 Did you correspond or dialog with City staff after the storm with a storm related concern?

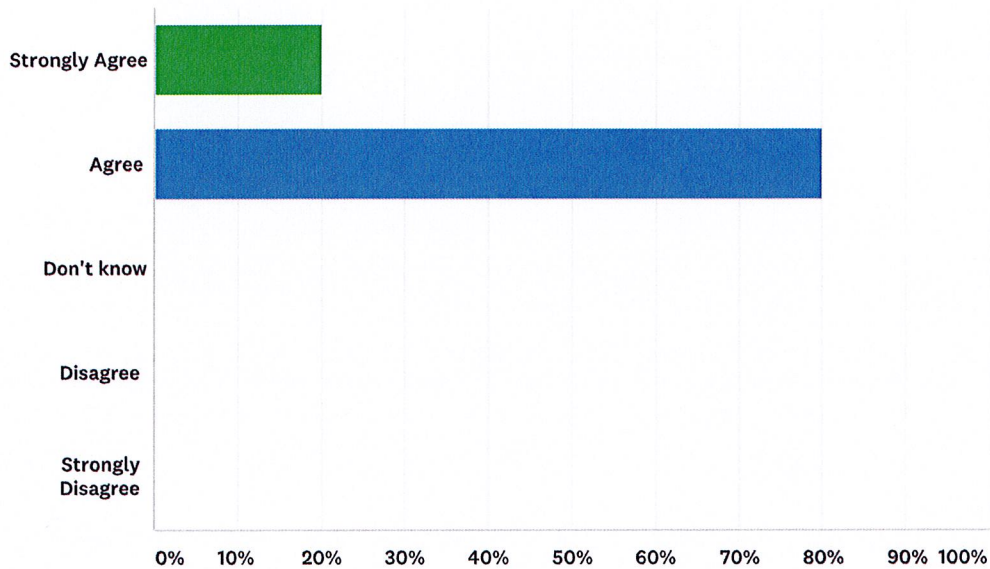
Answered: 11    Skipped: 3



ANSWER CHOICES	RESPONSES	
yes	45.45%	5
no	54.55%	6
TOTAL		11

## Q18 City staff response time in providing additional information regarding your storm related concern was adequate.

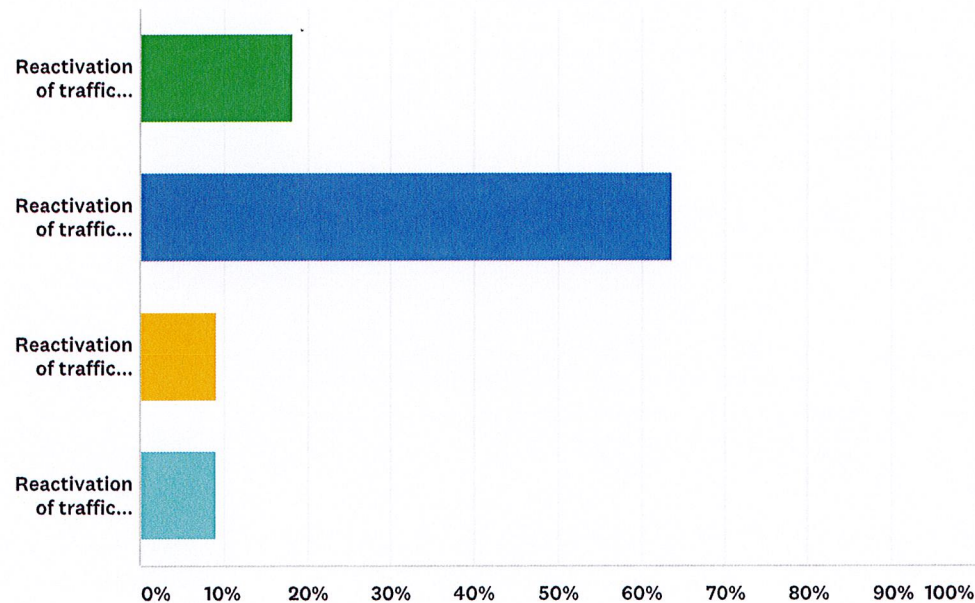
Answered: 5 Skipped: 9



ANSWER CHOICES	RESPONSES	
Strongly Agree	20.00%	1
Agree	80.00%	4
Don't know	0.00%	0
Disagree	0.00%	0
Strongly Disagree	0.00%	0
TOTAL		5

Q19 How would you rate the reactivation of traffic signals, including temporary stop signs, after the storm passed?

Answered: 11    Skipped: 3



ANSWER CHOICES	RESPONSES	
Reactivation of traffic signals was superb as compared to other cities	18.18%	2
Reactivation of traffic signals was timely and appropriate as compared to other cities	63.64%	7
Reactivation of traffic signals was somewhat lengthy as compared to other cities	9.09%	1
Reactivation of traffic signals was drastically lengthy	9.09%	1
TOTAL		11



## Q20 Please provide any suggestions (140 characters)

Answered: 6 Skipped: 8

#	RESPONSES	DATE
1	none	11/22/2017 12:24 PM
2	N/A	11/15/2017 5:34 PM
3	Pretty good so far	11/7/2017 7:27 PM
4	Take care of the west side the same way you treat the east!	11/7/2017 7:21 PM
5	I think the City did a great job. The police came around to check on households. Be Proud Hallandale Beach.	11/7/2017 3:35 PM
6	congratulations to Hallandale Beach staff... they did an amazing job	11/7/2017 2:08 PM